

The background of the cover is a photograph of the Cathedral of Learning at the University of Pittsburgh. The building is a tall, Gothic-style structure with many windows and a spire at the top. The sky is blue with white clouds. In the bottom right corner, there are red flowers. A semi-transparent yellow rectangle is overlaid on the right side of the image, containing the title text.

University of Pittsburgh Fact Book 2014

Foreword

Welcome to the 2014 edition of the University of Pittsburgh *Fact Book*. The *Fact Book* presents information about the University that students, faculty, staff, alumni and others frequently request of the Office of Institutional Research.

Much of the information included in the *Fact Book* is compiled by Institutional Research from data sources developed by our office to respond to the planning, budgeting, and governmental compliance requirements of the University. If the source of the data presented is different from Institutional Research, we cite the office providing us with this information. We are grateful to all of the various individuals who have provided us with data for inclusion for the *Fact Book*.

Cynthia Roberts
Director

Robert D. Goga
Assistant Director and Co-Editor

Diane Drazdzinski
Business Analyst and Co-Editor

University of Pittsburgh

Fact Book 2014

Table of Contents

GENERAL INFORMATION

The University of Pittsburgh at a Glance	2
<i>Fact Book</i> Highlights	3
Mission Statement	4
Guide to <i>Fact Book</i> Definitions	5
Academic Structure and School Name Abbreviations	7
Specialized Accreditations by School, Program, and Accrediting Agency	8
Member Institutions of the Association of American Universities	12
University Maps	
Pittsburgh Campus Map	13
Johnstown Campus Map	14
Greensburg Campus Map	15
Titusville Campus Map	16
Bradford Campus Map	17

UNIVERSITY ORGANIZATION

University of Pittsburgh, Membership of the Board of Trustees, 2013-14	19
University Officers	20
Chancellor	21
Provost – Deans/Directors/Presidents	22
Provost – Other Academic Areas	23
Health Sciences – Deans and Vice Chancellors	24
Health Sciences – Institute Directors	25
Executive Vice Chancellor	26
Chief Financial Officer	27
Student Affairs	28
Institutional Advancement	29
University of Pittsburgh Trust	30

STUDENT INFORMATION

Headcount and FTE Enrollment by School, Level, and Status, Pittsburgh Campus, Regional Campuses, and University Total, Fall Term 2013	32
Headcount and FTE Enrollment by School and Level, Pittsburgh Campus, Regional Campuses, and University Total, Fall Term 2008-2013	33
Headcount Enrollment by School, Race, Sex, and Level, Pittsburgh Campus, Regional Campuses, and University Total, Fall Term 2013	35
Headcount Enrollment by Level and School, Total University, Fall Term 2013	37
Headcount and FTE Enrollment by Status, Pittsburgh Campus, Regional Campuses, and University Total, Fall Term 2009-2013	38
Headcount Enrollment by Residency, Level, and Status, Total University, Fall Term 2009-2013	39
Headcount Enrollment by Level, Residency, and Status, Pittsburgh Campus, Regional Campuses, and University Total, Fall Term 2013	40
Headcount Enrollment by Level, Status, Residency, and Race, Pittsburgh Campus, Fall Term 2013	41
Headcount Enrollment by Age, Level, and Status, Pittsburgh Campus, Fall Term 2013	42
Headcount Enrollment by Pennsylvania County, Total University, Fall Term 2013	43
Headcount Enrollment by State or Territory, Total University, Fall Term 2013	44
Headcount Enrollment of International Students by Country of Origin, Pittsburgh Campus, Regional Campuses, and University Total, Fall Term 2013	45

University of Pittsburgh

Fact Book 2014

Table of Contents

DEGREE AND CERTIFICATE PROGRAMS

Degree and Certificate Programs Offered by School and Degree and Certificate Type, Fall Term 2013	47
Number of Degree Programs Offered by Degree Category and Degree Type, Pittsburgh Campus, Regional Campuses, and University Total, Fall Term 2013	57
Number of Degree Programs Offered by Degree Category and School, Pittsburgh Campus, Regional Campuses, and University Total, Fall Term 2013	59
Number of Degrees Conferred by Degree Category and School, Pittsburgh Campus, Regional Campuses, and University Total, Fiscal Year 2009 to 2013	60

FACULTY AND STAFF INFORMATION

Full-Time and Part-Time Employees by School and Employee Type, Pittsburgh Campus, Regional Campuses, and University Total, Fall Term 2013	63
Full-Time Employees by Race and Sex, Pittsburgh Campus, Regional Campuses, and University Total, Fall Term 2013	64
Selected Characteristics of Full-Time Employees, Total University, Fall Term 2013	66
Full-Time Faculty by School and Academic Rank, Pittsburgh Campus, Regional Campuses, and University Total, Fall Term 2013	67
Average Salary of Full-Time Instructional Faculty by Academic Rank, Pittsburgh Campus, Fall Term 2009-2013	68
Full-Time Faculty by School and Highest Earned Degree, Pittsburgh Campus, Regional Campuses, and University Total, Fall Term 2013	69
Full-Time Faculty by School and Tenure Status, Pittsburgh Campus, Regional Campuses, and University Total, Fall Term 2013	70
Full-Time and Part-Time Research Associates, Postdoctoral Associates, and Postdoctoral Scholars, Pittsburgh Campus, Fall Term 2013	71

FINANCIAL INFORMATION

Consolidated Statements of Activities, Fiscal Year 2012 to 2014	73
Distribution of the Budget, Total University, Fiscal Year 2014	74
Undergraduate Full-Time Two-Term Tuition Rates by Pennsylvania and Out-of-State Residency, Pittsburgh Campus Schools and Regional Campuses, Academic Year 2009-10 to 2013-14	75
Undergraduate Part-Time Per Credit Tuition Rates by Pennsylvania and Out-of-State Residency, Pittsburgh Campus Schools and Regional Campuses, Academic Year 2009-10 to 2013-14	76
Graduate and Doctorate - Professional Practice Full-Time Two-Term Tuition Rates by Pennsylvania and Out-of-State Residency, Pittsburgh Campus Schools, Academic Year 2009-10 to 2013-14	77
Graduate Part-Time Per Credit Tuition Rates by Pennsylvania and Out-of-State Residency, Pittsburgh Campus Schools, Academic Year 2009-10 to 2013-14	78

RESEARCH INFORMATION

Sponsored Research and Other Sponsored Programs Expenses, Expenses by School and Other Area or Program, Fiscal Year 2013	80
Sponsored Research and Other Sponsored Programs Expenses, Expenses by Sponsor, Fiscal Year 2013	81

LIBRARY COLLECTIONS AND SERVICES

Library Collections and Services	83
Library Services, University Library System, Law Library, Health Sciences Library System, and University Total, Fiscal Year 2012 and 2013	84
Library Collection Information, University Library System, Law Library, Health Sciences Library System, and University Total, Fiscal Year 2012 and 2013	85

COMPUTING SERVICES AND SYSTEMS DEVELOPMENT

Computing Services and Systems Development	87
--	----

**University of Pittsburgh
Fact Book 2014
Table of Contents**

INSTITUTIONAL ADVANCEMENT

Institutional Advancement.....	92
Voluntary Support by Source of Giving, Fiscal Year 2009-2013.....	93
Voluntary Support by Support Category, Fiscal Year 2013.....	94
Alumni Residing in Pennsylvania by County, 2013.....	95
Alumni Residing in the United States by State or Territory, 2013.....	96

General Information



The University of Pittsburgh at a Glance

History and Location: The University of Pittsburgh of the Commonwealth System of Higher Education is a nonsectarian, coeducational, state-related, public research university, located in the Oakland neighborhood of the city of Pittsburgh. Founded in 1787, the University began in a log cabin near the confluence of Pittsburgh's three rivers, and was a small, private school named the Pittsburgh Academy. It was then renamed in 1819 as the Western University of Pennsylvania and then renamed again in 1908 as the University of Pittsburgh. The University became state-related in 1966 and continues to grow, to this day, as an internationally respected center for learning and research.

Enrollment and Economic Impact: Since its founding 227 years ago, the University of Pittsburgh has established itself as the most comprehensive educational complex in the region. It provides a wide range of academic programs and services for the Pittsburgh metropolitan area's population of 2.4 million. With an enrollment of more than 35,000 students, the University is one of the largest institutions of higher education in Pennsylvania. Supporting the needs and interests of the University are more than 13,200 faculty, research associates, and staff. With University-related spending of 1.74 billion dollars annually, the University of Pittsburgh is highly-regarded as having an important impact on the regional economy.

Campuses: The University comprises five campuses. The 132-acre Pittsburgh Campus is located in Oakland, which is the city of Pittsburgh's cultural and medical center. The University's four regional campuses are located in western Pennsylvania – in Johnstown, Greensburg, Titusville, and Bradford.

Pittsburgh Campus and Prominent Landmark: More than 100 academic, research, and administrative buildings, and residence halls are located on the Pittsburgh Campus. Among these is the Cathedral of Learning. It is an architectural landmark that, at 42 stories, stands as one of the tallest academic buildings in the world. Moreover, visitors from around the world have toured its famed Nationality Rooms. These twenty-nine, museum-type rooms function as classrooms, while displaying cultural themes that celebrate the traditions of the region's many ethnic groups. The Nationality Rooms' stylistic motifs include Classical, Byzantine, Romanesque, Baroque, Renaissance, Tudor, and Empire designs.

Pittsburgh Campus Schools: The Pittsburgh Campus is comprised of 16 undergraduate, graduate, and professional schools. These schools include the Dietrich School of Arts and Sciences; the College of General Studies; the University Honors College; the Joseph M. Katz Graduate School of Business and College of Business Administration; the Schools of Education, Law, Social Work, Information Sciences, and the Swanson School of Engineering; the Graduate School of Public and International Affairs, and the University's six schools of the health sciences. These schools include the Graduate School of Public Health and the Schools of Dental Medicine, Health and Rehabilitation Sciences, Medicine, Nursing, and Pharmacy.

Academic Programs: The Pittsburgh Campus schools offer bachelor's, master's, and doctoral degree programs, as well as undergraduate and graduate certificate programs. The regional campuses offer associate and or bachelor's degree programs, as well as a number of undergraduate certificate programs. Overall, the University offers more than 468 distinct degree programs, augmented by numerous dual, joint, and cooperative degree program options. In fiscal year 2013, the University conferred 8,839 degrees.

Accreditation: The University of Pittsburgh is accredited by the Middle States Association of Colleges and Schools and additionally by various specialized accrediting agencies. It is a member of the Association of American Universities, which is an organization that comprises 62 leading doctorate-granting research institutions in the United States and Canada.

Library: Pitt's University Library System is the 22nd-largest academic library system in North America. In FY 2013, the University's 23 libraries and collections surpassed 6.8 million volumes.

UPMC: The University of Pittsburgh Medical Center (UPMC), affiliated with the University of Pittsburgh's schools of the health sciences, is the premier health care system in western Pennsylvania. Comprised of teaching hospitals and research centers, UPMC operates more than 22 academic, community, and specialty hospitals, as well as 400 outpatient sites.

Athletic and Cultural Events: Numerous athletic events, organizations, and cultural happenings energize student life at the University throughout the year. A 12,508-seat basketball and multipurpose arena, the Petersen Events Center, serves as the home for the Pitt men's and women's basketball programs, as well as numerous campus events, graduation ceremonies, concerts and modern recreational and fitness facilities. There are 19 men's and women's varsity teams at the University. In 2013, the University joined the Atlantic Coast Conference, a national leader in a broad range of intercollegiate sports. Art exhibits, theatre performances, and music concerts present a variegated spectrum of activities for the enrichment of the entire region. Since 1997, the Pitt ARTS program has been connecting students to the cultural life of the city.

Measures of Excellence: The University continues to make great strides in offering quality education, research, and public service locally and internationally. Admissions to Pitt has become more selective in recent years with 52% of first-year students graduating in the top 10% of their high school classes, as compared to 22% in 1996. Pitt ranks fifth overall and third among public institutions in the U.S. National Science Foundation's ranking of federally funded research. Pitt also ranks among the top five universities nationally in annual research support awarded by the National Institutes of Health. The University is forging ahead, reaching new milestones in the effort to be one of the finest, most productive academic institutions in the world.

Fact Book Highlights

General Information

- The University of Pittsburgh (Pitt) comprises five campuses: the Pittsburgh Campus and four regional campuses. Pitt's regional campuses are located in western Pennsylvania at Johnstown, Greensburg, Titusville, and Bradford.
- In addition to institutional accreditation by the Middle States Association, Pitt holds numerous specialized accreditations among its various schools and programs in, but not limited to, such areas as business, education, engineering, law, nursing, pharmacy, psychology, and medicine.

Student Information

- In Fall Term 2013, Pitt enrolled 35,014 students, including 28,649 students at the Pittsburgh Campus and 6,365 students at the regional campuses.
- Of the students enrolled at the University in Fall Term 2013, 89 percent were full-time, 71 percent were undergraduates, 16 percent were minorities, 51 percent were female, 69 percent were from Pennsylvania, and eight percent were international students.
- Pitt students originate from all 50 states, the District of Columbia, and three U.S. territories. At the Pittsburgh Campus, students originate from 111 foreign countries, of which the top six countries are: China, India, Republic of Korea, Taiwan, Saudi Arabia, and Brazil.

Degree and Certificate Programs

- The University includes the Pittsburgh Campus at which there are 16 undergraduate, graduate, and professional schools, and four undergraduate regional campuses. In addition to numerous certificate and degree program options, Pitt offers 468 distinct degree programs, including: 20 associate, 212 baccalaureate, 136 master's, 89 doctorate-research/scholarship, and 11 doctorate—professional practice.
- Pitt conferred 8,839 degrees in fiscal year 2013. Conferred at the Pittsburgh Campus were 4,345 baccalaureate, 2,315 master's, and 1,086 doctorate (435 doctorate-research/scholarship and 651 doctorate-professional practice) degrees. At the regional campuses, 99 associate and 994 baccalaureate degrees were conferred.

Faculty and Staff Information

- Employed at the University in Fall Term 2013 were 5,263 faculty. Of the 4,450 full-time faculty, 23 percent were minorities, 40 percent were female. There were 90 percent who held the doctorate as their highest earned degree.
- In Fall Term 2013, 22 percent of the full-time faculty were professors, 24 percent were associate professors, and 40 percent were assistant professors.
- There were 7,082 staff employed at the University in Fall Term 2013. Of the 6,710 full-time staff, 15 percent were minorities and 61 percent were female.

Financial Information

- Pitt's fiscal year 2013 expenses in instruction, research, public service, and various other expense categories totaled \$1.98 billion.

Research Information

- Research activities are conducted at the University in its schools and in its more than 300 centers, institutes, laboratories, and clinics.
- Pitt is a member of the Association of American Universities (AAU), a select group of 62 institutions which collectively perform a major share of university-based research in the U.S. and Canada.

Library Collections and Services

- In fiscal year 2013, the University's 23 libraries and collections housed more than 6.8 million volumes. Additionally, there were more than 5.5 million pieces of microforms and more than 186,000 current serials.

Computing Services and Systems Development

- CSSD's Information Technology Web site (technology.pitt.edu) provides the University community with a one-stop source for technology resources, as well as technology news and computer security services.

Institutional Advancement

- In fiscal year 2013, the capital campaign raised more than \$100 million in contributions for the tenth consecutive year.
- Total living alumni number 306,8219. Of these, there are 288,382 Pitt alumni of record who reside throughout all 50 states, four U.S. territories, and in 160 countries.

Mission Statement

The University of Pittsburgh, founded in 1787, is one of the oldest institutions of higher education in the United States. As one of the nation's distinguished comprehensive universities, the resources of the University constitute an invaluable asset for the intellectual, economic, and social enrichment of Pennsylvania, while the international prestige of the University enhances the image of Pennsylvania throughout the world.

The University's mission is to:

- provide high-quality undergraduate programs in the arts and sciences and professional fields, with emphasis upon those of special benefit to the citizens of Pennsylvania;
- offer superior graduate programs in the arts and sciences and the professions that respond to the needs of Pennsylvania, as well as to the broader needs of the nation and the world;
- engage in research, artistic, and scholarly activities that advance learning through the extension of the frontiers of knowledge and creative endeavor;
- cooperate with industrial and governmental institutions to transfer knowledge in science, technology, and health care;
- offer continuing education programs adapted to the personal enrichment, professional upgrading, and career advancement interests and needs of adult Pennsylvanians; and
- make available to local communities and public agencies the expertise of the University in ways that are consistent with the primary teaching and research functions and contribute to social, intellectual, and economic development in the Commonwealth, the nation, and the world.

The trustees, faculty, staff, students, and administration of the University are dedicated to accomplishing this mission, to which they pledge their individual and collective efforts, determined that the University shall continue to be counted among the prominent institutions of higher education throughout the world.

Source: Office of the Secretary, approved by the University of Pittsburgh Board of Trustees, February 1995.

Guide to *Fact Book* Definitions

For the most part, universities share in the terminology used to describe enrollment, employment, and indeed, all other facets of a university's activities. However, there are nuances that are peculiar to each. The definitions that are presented here reflect the taxonomy used by the University of Pittsburgh, and as such are referenced here in the *Fact Book*.

Academic Rank

A categorization which includes: Professor, Associate Professor, Assistant Professor, Instructor, Lecturer, and Other, with that last category used for faculty who are Librarians, Scholars, and Teachers.

Academic Year

This is the year that begins on September 1 and then ends on August 31. Comprising this twelve-month period is the Fall Term, which runs from late August to December; the Spring Term, which runs from January to April; and the Summer Term, which runs from May to August. Summer Sessions run concurrently with the Summer Term.

Campus

This is one of the five geographic locations of the University of Pittsburgh. In addition to the Pittsburgh Campus, the regional campuses of the University are located in: Johnstown, Greensburg, Titusville, and Bradford.

Certificate Category

There are various types of certificates that are awarded at the completion of specific academic programs. As such, the certificate designation is based upon the level of the academic program. The first order of specificity is Undergraduate Certificate versus Graduate Certificate. Then within each, provision is made for further levels of detail, as follows: Undergraduate Certificates are specifically designated in the Fact Book as CERT; Graduate Certificates as: ADVCT, ADVCTM, ADVCTD, ADVCTG, and ADVCTP.

Certificate Program

An academic program whose completion is recognized by conferring upon the student an award referred to as a certificate.

Degree Category

A degree classification which includes: Associate, Baccalaureate, Master's, Doctorate-Research/Scholarship, and Doctorate-Professional Practice.

Degree Program

An academic program whose completion is recognized by conferring upon the student an award referred to as a degree.

Degree Type

A specific degree within a degree category, for example: BA, MA, PhD, MD, and so on.

Fiscal Year

The year begins on July 1 and then ends on June 30.

Full-Time Equivalent (FTE) Enrollment

A calculated number derived by adding the number of full-time students to 40 percent of the number of part-time students.

Instructional Faculty

University faculty associated with teaching activities, as defined by the American Association of University Professors.

Level

Graduate Students

Those students enrolled in programs leading to a graduate degree or certificate. Also included are those students who are enrolled for graduate coursework but who are not seeking a graduate degree or certificate.

Guide to *Fact Book* Definitions (continued)

Level (continued)

Graduate Students (continued)

Doctoral students are enrolled in programs that are classified as follows:

Doctorate-Professional Practice

These degree programs are the professional degree programs of the School of Medicine (MD), the School of Dental Medicine (DMD), the School of Pharmacy (PharmD), the School of Law (JD), the School of Nursing (DNP), and the School of Health and Rehabilitation Sciences (AUD, DPT, CSCD)

Doctorate-Research/Scholarship

Degree programs in this classification are all doctoral degree programs other than those identified as Doctorate-Professional Practice.

Undergraduate Students

Those students enrolled in programs leading to an undergraduate degree or certificate. Also included are students enrolled for undergraduate coursework but who are not seeking an undergraduate degree or certificate.

Postdoctoral Associate

This is a transitional position and is viewed as preparatory for an academic and or research career. Individuals in this classification are considered employees of the University.

Postdoctoral Scholar

This is a transitional position and is viewed as preparatory for an academic and or research career. Individuals in this position are paid from a University grant that prohibits the individual from being considered an employee, or are paid from a grant whose funding source does not permit collection of a fringe rate, or are being paid a stipend by an agency outside the University.

Race

For Faculty and Staff

The U.S. Department of Labor classification wherein an individual's race is reported in terms of the following: Black or African American, American Indian or Alaskan Native, Asian, Native Hawaiian or Other Pacific Islander, Hispanic or Latino, White, and Two or More Races.

For Students

The U. S. Department of Education's classification taxonomy wherein an individual's race is reported in terms of the following: International, Black or African American, American Indian or Alaskan Native, Asian, Native Hawaiian or Other Pacific Islander, Hispanic or Latino, White, and Two or More Races.

Research Associate

This is an appointment that involves substantially full-time research or scholarship, is renewable, and is not viewed as preparation for another position. These Individuals are considered employees of the University.

School

This is an academic unit that is responsible for the administration of the institution's academic programs.

Status

Full-time students

Undergraduate students registered for 12 or more credits in a term. Graduate students and first professional students registered for 9 or more credits in a term.

Part-time students

Undergraduate students registered for fewer than 12 credits in a term. Graduate students and first professional students registered for fewer than 9 credits in a term.

Tenure

A status accorded to those members of the University's faculty who have demonstrated high ability and achievement in their dedication to the growth of human knowledge.

Academic Structure and School Name Abbreviations

The following is a list of schools at the University of Pittsburgh, along with abbreviations for each unit. These abbreviations are those which are referenced in the tables and charts presented in the *Fact Book*.

School	Abbreviation
--------	--------------

Pittsburgh Campus

Kenneth P. Dietrich School of Arts and Sciences	Dietrich School of Arts and Sciences
College of General Studies ¹	General Studies
University Honors College	Honors College
Joseph M. Katz Graduate School of Business	Katz Graduate School of Business
College of Business Administration ²	College of Business Administration
School of Education	Education
Swanson School of Engineering	Swanson School of Engineering
School of Law	Law
Graduate School of Public and International Affairs	Public and International Affairs
School of Social Work	Social Work
School of Information Sciences	Information Sciences
School of Dental Medicine	Dental Medicine
School of Nursing	Nursing
School of Pharmacy	Pharmacy
Graduate School of Public Health	Public Health
School of Medicine	Medicine
School of Health and Rehabilitation Sciences	Health and Rehabilitation Sciences

Regional Campuses

University of Pittsburgh at Johnstown	Johnstown
University of Pittsburgh at Greensburg	Greensburg
University of Pittsburgh at Titusville	Titusville
University of Pittsburgh at Bradford	Bradford

Other Special Academic Unit Designations

University Center for International Studies ³	International Studies
University Center for Social and Urban Research ⁴	Social and Urban Research

¹The Kenneth P. Dietrich School of Arts and Sciences oversees the administration of the College of General Studies.

²The Joseph M. Katz Graduate School of Business oversees the administration of the College of Business Administration.

³Certificate programs in international studies are administered through this center.

⁴The University Center for Social and Urban Research offers a certificate program in Gerontology.

Specialized Accreditations by School, Program, and Accrediting Agency

The University of Pittsburgh is institutionally accredited by the Middle States Association of Colleges and Schools, Commission on Higher Education. The following table lists, by school and program, specialized accreditations.

School and Program	Accrediting Agency
--------------------	--------------------

Dietrich School of Arts and Sciences

Baccalaureate degree program in Chemistry	American Chemical Society
Doctoral program in Clinical Psychology	American Psychological Association, Committee on Accreditation
Baccalaureate degree program in Computer Engineering	Accreditation Board for Engineering and Technology, Inc.
Baccalaureate, master's, and doctoral degree programs in Theatre Arts	National Association of Schools of Theatre
English Language Institute	Commission on English Language Accreditation

Katz Graduate School of Business and College of Business Administration

Baccalaureate and master's degree programs in Business	American Assembly of Collegiate Schools of Business International: Association to Advance Collegiate Schools of Business
Master's degree program in Business	National Association of Master's of Business Administration

Education

Falk School	Pennsylvania Association of Independent Schools
Teacher certification programs in Orientation and Mobility (for Visually Impaired) and Teacher of the Visually Impaired	Association for Education and Rehabilitation of the Blind and Visually Impaired
Applied Behavior Analysis Program: Board Certified Behavior Analyst Certification Program	Behavior Analyst Certification Board
Early Childhood Education Program, Education of Students with Mental and Physical Disabilities Certification Program, K-12 Principal Certification Program, Master of Arts in Teaching Program, Primary Plus: PreK-4 Teacher Certification Program, Reading Specialist Certification Program, Special Education Program, Superintendent's Letter of Eligibility Certification Program, Supervisor of Curriculum and Instruction Certification Program, and the Supervisor of Special Education Certification Program	Pennsylvania Department of Education

Swanson School of Engineering

Baccalaureate degree programs in Bioengineering, Chemical Engineering, Civil Engineering, Computer Engineering, Cooperative Engineering Education Program (excluding Engineering Physics within this program), Electrical Engineering, Engineering Physics, Engineering Science, Industrial Engineering, Materials Science and Engineering, Mechanical Engineering, and Metallurgical Engineering	Accreditation Board for Engineering and Technology, Inc.
---	--

Law

First professional degree program in Law	American Bar Association, Council of the Section of Legal Education and Admissions to the Bar
---	---

Specialized Accreditations by School, Program, and Accrediting Agency (continued)

<u>School and Program</u>	<u>Accrediting Agency</u>
---------------------------	---------------------------

Public and International Affairs

Master's degree programs in International Development, Public Administration, and Public and International Affairs	Network of Schools of Public Policy, Affairs, and Administration, Commission on Peer Review and Accreditation
---	---

Social Work

Baccalaureate and master's degree programs in Social Work	Council on Social Work Education, Commission on Accreditation
--	---

Information Sciences

Master's degree program in Library and Information Science	American Library Association, Committee on Accreditation
---	--

Teacher certification in the Library Science K-12 Teacher Certification Program	Pennsylvania Department of Education (conducted through the University's School of Education)
--	---

Dental Medicine

Doctoral-professional practice degree program in Dental Medicine , the Certificate program in Dental Hygiene , and Dental Specialties	American Dental Association, Commission on Dental Accreditation
--	---

Nursing

Baccalaureate, master's, and doctoral (research/scholarship and professional practice) degree programs in Nursing	Commission on Collegiate Nursing Education
--	--

Master's degree program in Nurse Anesthesia	American Association of Nurse Anesthetists, Council on Accreditation of Nurse Anesthesia Education Programs
--	---

Continuing education programs in Nursing	American Nurses Credentialing Center Pennsylvania State Nurses Association
---	---

School Nurse certification program	Pennsylvania Department of Education
--	--------------------------------------

Pharmacy

Doctoral-professional practice degree program in Pharmacy	Accreditation Council for Pharmacy Education
--	--

Public Health

All master's and doctoral degree programs in Public Health	Council on Education for Public Health
---	--

Master's degree program in Genetic Counseling	American Board of Genetic Counseling
--	--------------------------------------

Master's degree program in Health Administration	Commission on Accreditation of Healthcare Management Education
---	--

Specialized Accreditations by School, Program, and Accrediting Agency (continued)

School and Program

Accrediting Agency

Medicine

Doctoral-professional practice degree program in **Medicine** Liaison Committee on Medical Education of the Council on Medical Education of the American Medical Association and the Association of American Medical Colleges

Health and Rehabilitation Sciences

Baccalaureate degree program in **Athletic Training** Commission on Accreditation of Athletic Training Education

Baccalaureate degree program in **Nutrition and Dietetics** and **Coordinated Master in Nutrition and Dietetics** American Council for Education in Nutrition and Dietetics, the Accrediting Agency for the Academy of Nutrition and Dietetics

Programs in Educational Certification in Speech/Language Impaired in **Communication Science and Disorders** Pennsylvania Department of Education (conducted through the University's School of Education)

Baccalaureate degree program in **Emergency Medicine** Commission on Accreditation of Allied Health Information, Committee on Accreditation for the Emergency Medical Services Professionals

Baccalaureate degree program in **Health Information Management** Commission on Accreditation for Health Informatics and Information Management Education

Master's degree program in **Occupational Therapy** American Occupational Therapy Association, Accreditation Council for Occupational Therapy Education

Doctoral-professional practice degree program in **Physical Therapy** Commission on Accreditation in Physical Therapy Education

Master's degree program in **Rehabilitation Counseling** Council on Rehabilitation Education

Master's degree program in **Speech-Language Pathology** and doctoral-professional practice degree program in **Audiology** Council on Academic Accreditation in Audiology and Speech-Language Pathology

Master's degree program in **Physician Assistant Studies** Accreditation Review Commission on Education for the Physician Assistant, Inc.

Master's degree program in **Prosthetics and Orthotics** National Commission on Orthotics and Prosthetics Education, through the Commission on Accreditation of Allied Health Programs

Johnstown

Baccalaureate degree programs in **Civil Engineering Technology, Electrical Engineering Technology, and Mechanical Engineering Technology** Technology Accreditation Commission of the Accreditation Board for Engineering and Technology, Inc.

Teacher certification programs in **Early Childhood, Middle Level, and Secondary Education** Pennsylvania Department of Education

Associate degree program in **Surgical Technology** Commission on Accreditation of Allied Health Education Programs

School Nurse certification program Pennsylvania Department of Education

Baccalaureate degree program in **Nursing** Commission on Collegiate Nursing Education

Associate degree program in **Respiratory Care** Commission on Accreditation of Respiratory Care

Greensburg

Teacher certification programs in **Early Childhood Education and Secondary Education** Pennsylvania Department of Education

Specialized Accreditations by School, Program, and Accrediting Agency (continued)

School and Program	Accrediting Agency
Titusville	
Associate degree program in Nursing	Accreditation Commission for Education in Nursing
Associate degree program for the Physical Therapist Assistant	Commission on Accreditation in Physical Therapy Education
<hr/>	
Bradford	
Associate and baccalaureate degree programs in Nursing	Accreditation Commission for Education in Nursing
Baccalaureate degree program in Athletic Training	Commission on Accreditation of Athletic Training Education
Baccalaureate degree program in Health and Physical Education (K-12)	Pennsylvania Department of Education
Teacher certification programs in Early Level (Pre K-4) and Secondary Education	Pennsylvania Department of Education (conducted through the University's School of Education)
<hr/>	
University Counseling Center	
Program in Counseling	International Association of Counseling Services
Doctoral internship program in Psychology	American Psychological Association, Committee on Accreditation
<hr/>	
Western Psychiatric Institute and Clinic	
Clinical Psychology internship training program	American Psychological Association, Committee on Accreditation
<hr/>	

Source: Office of the Provost, July 2014.

Member Institutions of the Association of American Universities

The University of Pittsburgh is a member of the Association of American Universities (AAU), a prestigious organization of 62 preeminent doctorate-granting research institutions in the United States and Canada. The University identifies the AAU as an appropriate peer group for statistical and policy comparisons. The following table provides an alphabetical listing of the 36 public and 26 private universities that comprise the membership of the organization. The table also indicates the state or country in which each institution is located (the abbreviation CN denotes the two Canadian schools), along with the year of admission to the AAU.

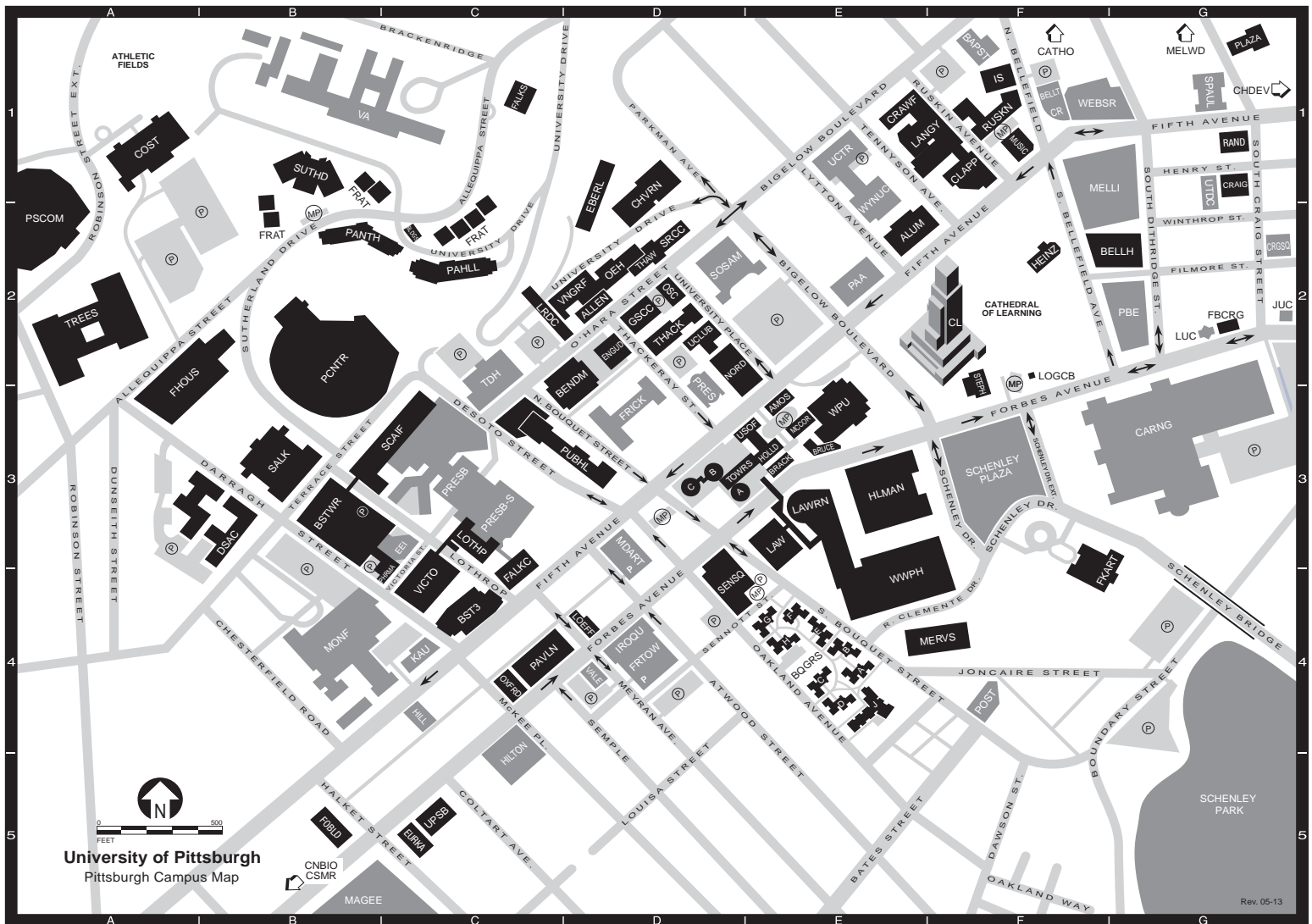
AAU Member Institutions: Public

Georgia Institute of Technology	GA.....	2010	University of California, Santa Barbara	CA	1995
Indiana University	IN	1909	University of Colorado	CO	1966
Iowa State University	IA.....	1958	University of Florida.....	FL	1985
McGill University	CN.....	1926	University of Illinois.....	IL	1908
Michigan State University.....	MI	1964	University of Iowa	IA.....	1909
Ohio State University	OH.....	1916	University of Kansas.....	KS	1909
Pennsylvania State University.....	PA	1958	University of Maryland	MD.....	1969
Purdue University	IN	1958	University of Michigan	MI	1900
Rutgers, The State University of New Jersey..	NJ.....	1989	University of Minnesota	MN.....	1908
Stony Brook University - SUNY ¹	NY	2001	University of Missouri	MO	1908
Texas A&M University	TX	2001	University of North Carolina	NC	1922
University at Buffalo - SUNY ¹	NY	1989	University of Oregon.....	OR.....	1969
University of Arizona	AR	1985	University of Pittsburgh	PA	1974
University of California, Berkeley	CA.....	1900	University of Texas	TX.....	1929
University of California, Davis	CA.....	1996	University of Toronto	CN	1926
University of California, Irvine	CA.....	1996	University of Virginia.....	VA	1904
University of California, Los Angeles	CA.....	1974	University of Washington	WA	1950
University of California, San Diego	CA.....	1982	University of Wisconsin	WI.....	1900

AAU Member Institutions: Private

Brandeis University	MA.....	1985	New York University	NY	1950
Boston University	MA.....	2012	Northwestern University	IL	1917
Brown University	RI	1933	Princeton University	NJ.....	1900
California Institute of Technology.....	CA.....	1934	Rice University	TX.....	1985
Carnegie Mellon University	PA	1982	Stanford University	CA	1900
Case Western Reserve University	OH.....	1969	Tulane University.....	LA.....	1958
Columbia University	NY	1900	University of Chicago	IL	1900
Cornell University	NY	1900	University of Pennsylvania	PA	1900
Duke University.....	NC	1938	University of Rochester	NY	1941
Emory University	GA.....	1995	University of Southern California	CA	1969
Harvard University.....	MA.....	1900	Vanderbilt University	TN	1950
Johns Hopkins University.....	MD	1900	Washington University	MO	1923
Massachusetts Institute of Technology	MA.....	1934	Yale University	CT	1900

¹State University of New York.



University of Pittsburgh
Pittsburgh Campus Map

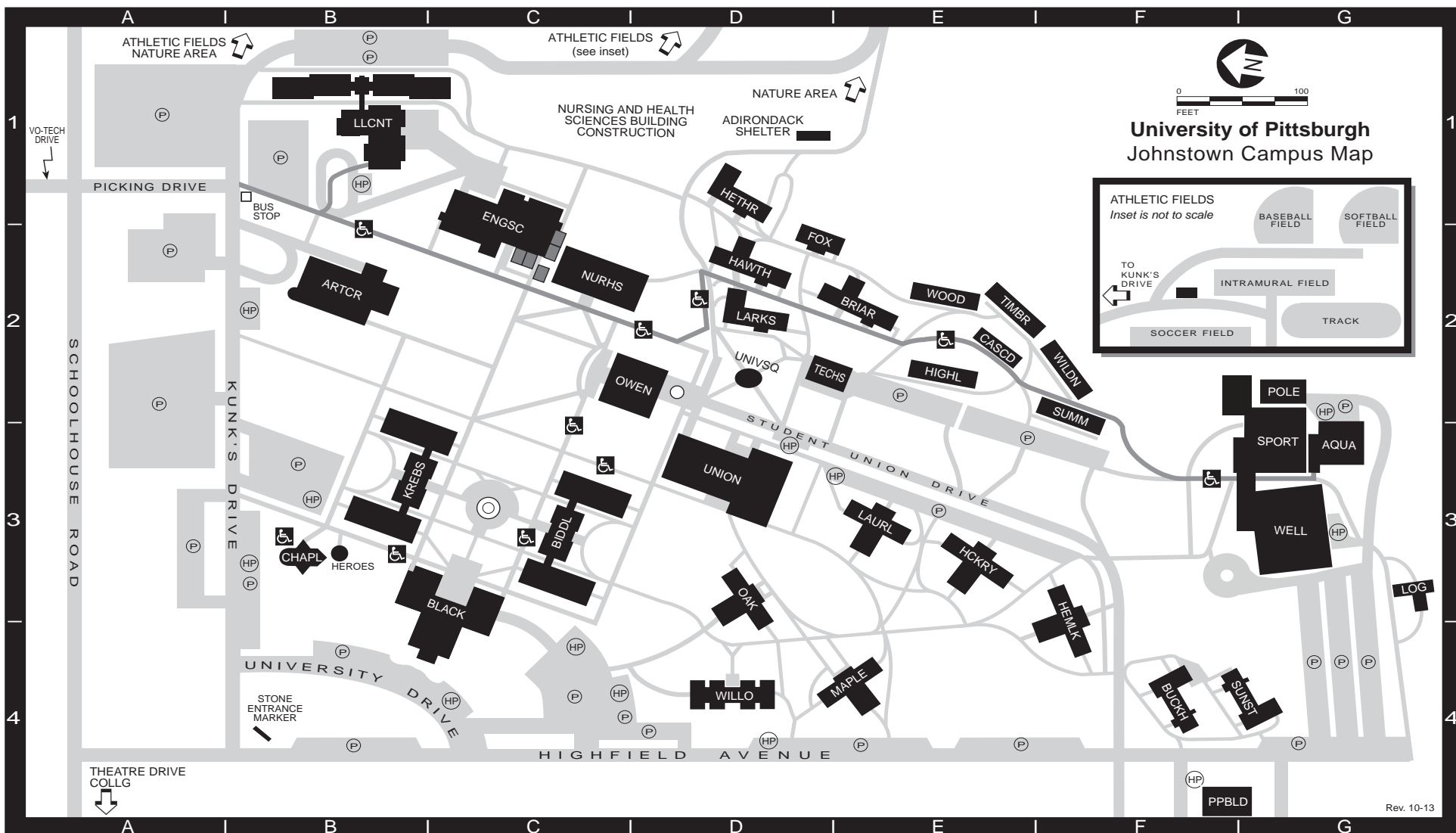
Rev. 05-13

Allen Hall	ALLEN	D2
Alumni Hall	ALUM	E2
(Office of Admissions and Financial Aid, Office of Alumni Relations)		
Amos Hall (residence hall)	AMOS	E3
BAPST (map abbreviation for First Baptist Church)		
Barco Law Building	LAW	E3
Bellefield Hall	BELLH	G2
Bellefield Presbyterian Church	PRES	D3
Bellefield Towers	BELLT	F1
Benedum Hall	BENDM	D3
Thomas E. Starzl Biomedical Science Tower (Tower 1) and Biomedical Science Tower 2	BSTWR	B3
Biomedical Science Tower 3	BST3	C4
Bouquet Gardens (residence halls A-J)	BQGRS	E4
Brackenridge Hall (residence hall, The Pitt Shop, Parking Office)	BRACK	E3
Bruce Hall (residence hall)	BRUCE	E3
Building 5	BLDG5	C2
Carnegie Library of Pittsburgh, Carnegie Museums of Pittsburgh	CARNG	G3
Cathedral of Learning	CL	F2
CATHO (map abbreviation for Ryan Catholic Newman Center) Center for Bioengineering off map	CNBO	B4
Center for Sports Medicine and Rehabilitation off map	CSMR	B4
Charles L. Cost Sports Center	COST	A1
CHDEV (map abbreviation for University Child Development Center)		
Chevron Science Center	CHVRN	D1
Clapp Hall	CLAPP	F1
Community of Reconciliation Building	CR	F1
Craig Hall	CRAIG	G1
Craig Square	CRGSQ	G2
Crawford Hall	CRAWF	E1
Darragh Street Apartment Complex	DSAC	A3
Eberly Hall	EBERL	D1
Engineering Auditorium	ENGUD	D2
Eureka Building	EURKA	C5
Eye and Ear Institute	EI	C3
Falk Medical Building	FALKC	C3
Falk School	FALKS	C1
First Baptist Church (United Campus Ministry)	BAPST	F1
Fitzgerald Field House	FHOUS	A2
Forbes Craig Apartments	FBORG	G2
Forbes Oakland Building	FOBLD	B5
Forbes Pavilion	PAVLN	C4
(Forbes Hall [residence hall]; Integrated Security Department; Department of Parking, Transportation, and Services)		

Forbes Tower	FRTOW	D4
Fraternity Housing Complex	FRAT	B1, C2
Frick Fine Arts Building	FKART	F3
Gardner Steel Conference Center	GSSC	D2
Heinz Memorial Chapel	HEINZ	F2
Hill Building	HILL	C4
Hillman Library	HLMAN	E3
Hilton Garden Inn	HILTON	C4
Holland Hall (residence hall)	HOLL	E3
Information Sciences Building	IS	F1
Iroquois Building	IROQU	D4
Jewish University Center	JUC	G2
Kaufmann Medical Building	KAU	C4
Langley Hall	LANGY	E1
LAW (map abbreviation for Barco Law Building)		
Lawrence Hall	LAWRN	E3
Learning Research and Development Center	LRDC	C2
Litchfield Towers (residence halls A, B, C)	TOWRS	D3
Loeffler Building	LOEFF	D4
Log Cabin	LOGCB	F2
Lothrop Hall (residence hall)	LOTHP	G3
Lutheran University Center	LUC	C2
Magee-Womens Hospital	MAGEE	B5
Mark A. Nordenberg Hall (Student Health Service)	NORD	D3
McCormick Hall (residence hall)	MCCOR	E3
Medical Arts Building	MDART	D3
Mellon Institute (Pittsburgh Supercomputing Center)	MELLI	F1
Melwood Maintenance Building off map	MELWD	G1
Mervis Hall	MERSV	F4
UPMC Montefiore	MONF	B4
Music Building	MUSIC	F1
O'Hara Student Center	OSC	D2
Old Engineering Hall	OEH	D2
Oxford Building (3501 Forbes Avenue)	OXFRD	C4
Panther Hall (residence hall)	PANTH	B2
Park Plaza	PLAZA	G1
Parkvale Building	VALE	D4
PAVLN (map abbreviation for Forbes Pavilion)		
Pennsylvania Hall (residence hall)	PAHLL	C2
The John M. and Gertrude E. Petersen Events Center	PCNTR	B2
Petersen Sports Complex	PSCOM	A2
Pharmacy Administration	PHRMA	C3
Pittsburgh Athletic Association	PAA	E2
Pittsburgh Board of Education	PBE	G2
Pittsburgh Science and Technology Academy	FRICK	D3
Post Office (Oakland Branch)	POST	F4

PRES (map abbreviation for Bellefield Presbyterian Church)		
UPMC Presbyterian	PRESB	C3
UPMC Presbyterian South Tower	PRESB-S	C3
Public Health (Crabtree and Parran Halls)	PUBHL	D3
Rand Building	RAND	G1
Ruskin Hall	RUSKN	F1
Ryan Catholic Newman Center (The Oratory) off map	CATHO	F1
St. Paul Cathedral	SPAUL	G1
Salk Hall	SALK	B3
Scaife Hall	SCAIF	C3
Schenley Park		G4
Schenley Plaza		F3
Sennott Square	SENSQ	D4
Soldiers & Sailors Memorial Hall & Museum	SOSAM	D2
Space Research Coordination Center	SRCC	D2
Stephen Foster Memorial	STEPH	F2
Sutherland Hall (residence hall)	SUTHD	B1
Thackeray Hall (registration)	THACK	D2
Thaw Hall	THAW	D2
The University Store on Fifth (Copy Cat)	USOF	E3
Thomas Detre Hall of the Western Psychiatric Institute and Clinic (map abbreviation for Litchfield Towers)		
TOWRS (map abbreviation for Litchfield Towers)		
Trees Hall (athletic facilities)	TREES	A2
University Center (UPMC)	UCTR	E1
University Child Development Center off map	CHDEV	G1
University Club	UCLUB	D2
University Public Safety Building	UPSB	C5
University Technology Development Center	UTDC	G1
VA Pittsburgh Healthcare System—University Drive Division	VA	B1
VALE (map abbreviation for Parkvale Building)		
Van de Graaff Building	VNGRF	D2
Victoria Building	VICTO	C4
Webster Hall	WEBSR	F1
Wesley W. Posvar Hall	WPNUC	E4
Western Psychiatric Institute and Clinic (see Thomas Detre Hall)		
William Pitt Union	WPU	E3
Wyndham Pittsburgh University Center	WYNUC	E1

(P) Parking (HP) Handicap Parking
(MP) Metered Parking • Library in Building



Athletics Fields(see insert)
Biddle Hall BIDDL C3
 (Business, Education, Humanities, ID Center, Information Technology)
Blackington Hall BLACK C3
 (Academic Affairs, Admissions, Advanced and Continuing Education, Alumni Relations, Business Office, Computer Science, Equity and Inclusion, Finance and Administration, Financial Aid, Human Resources, Institutional Advancement and Community Relations, Marketing, MSW Program, Nursing and Health Sciences, President, Purchasing, Registrar, Technology Support)
Briar Lodge (residence hall) BRIAR E2
Buckhorn Lodge (residence hall) BUCKH F4
Cascade Manor (residence hall) CASCD E2
College Park Apartments (off map) COLLG A4
 (located at intersection of Schoolhouse Road and Theatre Drive)

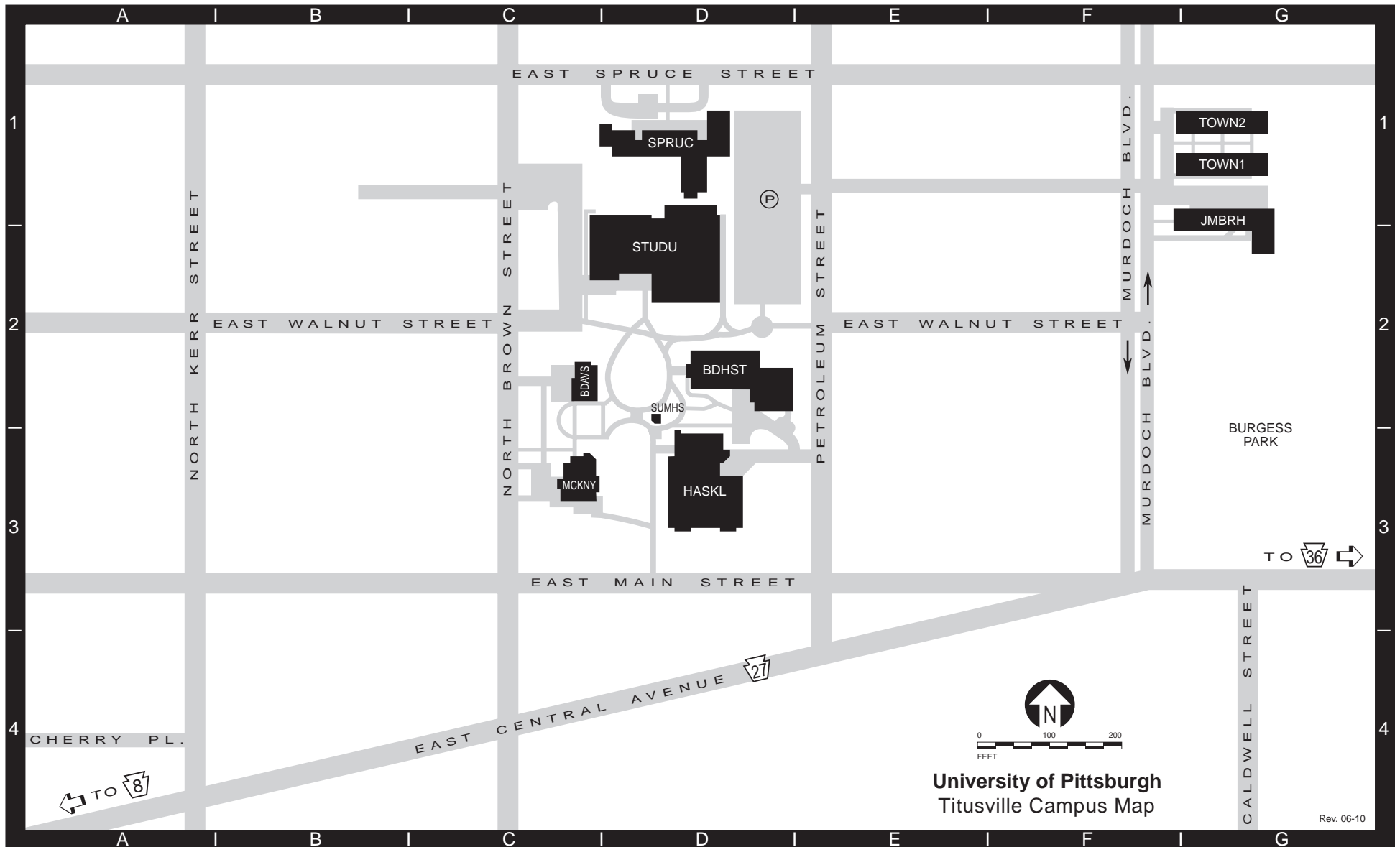
Engineering and Science Building ENGSC C1
 (Engineering Technology, Natural Sciences)
Foxfire Lodge (residence hall) FOX D1
Hawthorne Lodge (residence hall) HAWTH D2
Heather Lodge (residence hall) HETHR D1
Hemlock Hall (residence hall) HEMLK F3
The Heroes Memorial HEROES B3
Hickory Hall (residence hall) HICKRY E3
Highland Manor (residence hall) HIGHL E2
Krebs Hall KREBS B3
 (Allied Health, Grants, Natural Sciences, Social Sciences)
Larkspur Lodge (residence hall) LARKS D2
Laurel Hall (residence hall) LAURL E3
Living-Learning Center LLCNT B1
 (Community Education and Outreach, Conference services, residence hall)
Log Cabin LOG G3

Maple Hall (residence hall) MAPLE E4
Nursing and Health Sciences Building NURHS C2
Oak Hall (residence hall) OAK D3
Owen Library OWEN D2
 (Academic Success Center, Asst. VP for Academic Affairs, Faculty Resource Center, Library Offices, MountainCat Veterans Program, Printing Services, Technical/User Services)
Pasquerilla Performing Arts Center ARTCTR B2
 (Arts Center Office, Southern Alleghenies Museum of Art, Theatre Department)
Physical Plant Building PPBLD F4
 (Campus Police, Physical Plant Office, Receiving, Scene Shop)
Pole Building (storage) POLE G2
Sports Center (Athletics Offices) SPORT G3

Student Union UNION D2
 (Book Store, Career Services, Disability Services, Food Services, Health and Wellness Services, Housing and Residence Life, International Services, Mail Services, Personal Counseling Center, Student Activities, Student Affairs, Student Organizations)
Summit Manor (residence hall) SUMM F2
Sunset Lodge (residence hall) SUNST G4
Timberline Manor (residence hall) TIMBR E2
University Square UNIVSQ D2
Wellness Center WELL G3
Whalley Memorial Chapel CHAPL B3
 (Campus Ministry)
Wilderness Manor (residence hall) WILDN F2
Willow Hall (residence hall) WILLO D4
Woodland Manor (residence hall) WOOD E2
Zamias Aquatic Center AQUA G3

(P) Parking (HP) Handicap Parking
 (♿) Handicap Accessible

Rev. 10-13



Joe M. Ball Residence Hall JMBRH G1
(residence hall, dining hall)

Bennett Davis Hall BDAVS C2
(Registrar, Student Accounts, Financial Aid,
Human Resources, Purchasing, Business Affairs,
Mail Services)

Broadhurst Science Center BDHST D2
(Academic Affairs, science classrooms
and labs, faculty offices, computer lab,
Henne Auditorium)

Haskell Memorial Library HASKL D3
(auditorium, Computer Center, Nursing
Program faculty offices and labs, Physical
Therapist Assistant Program, Learning Center)

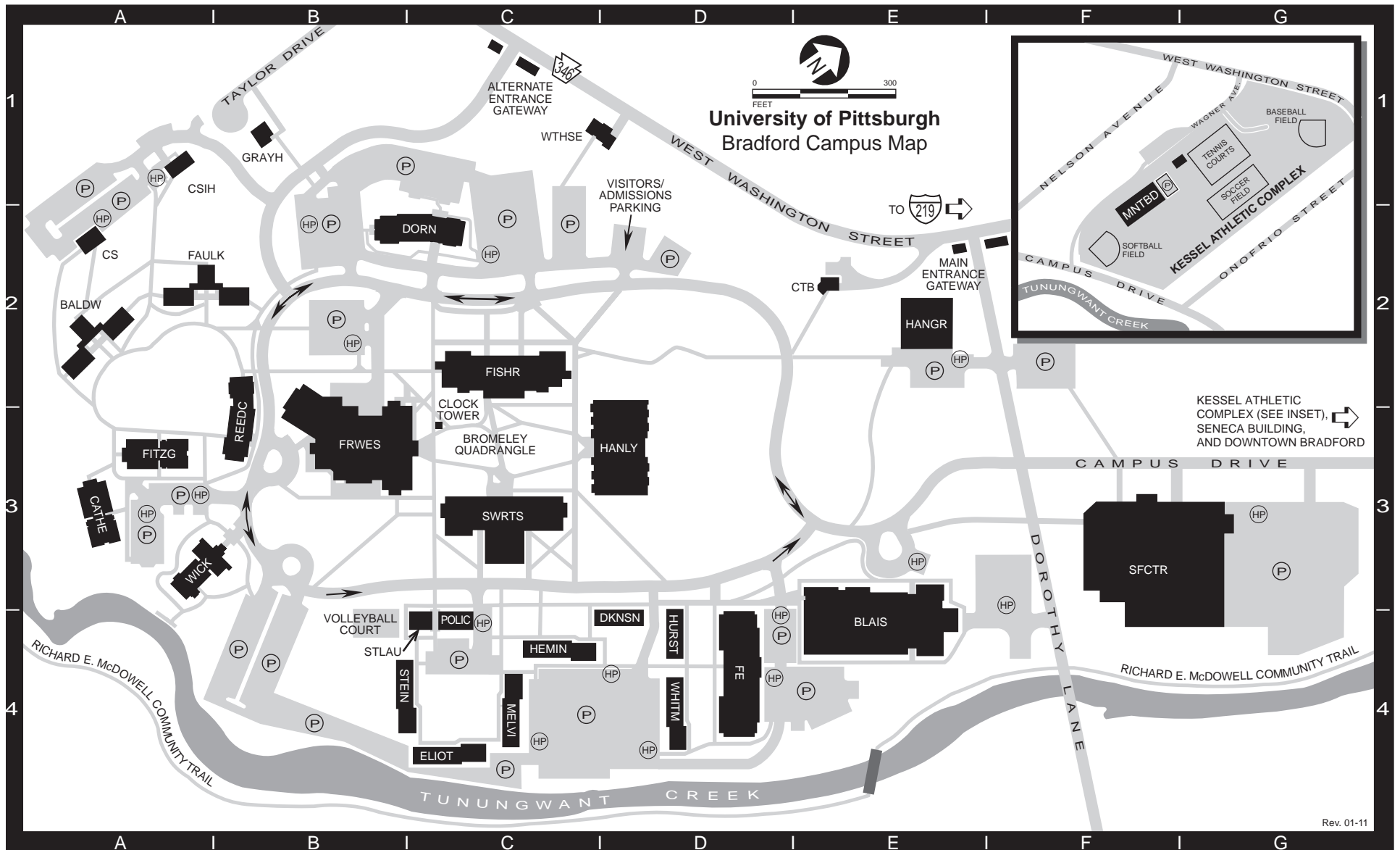
McKinney Hall MCKNY C3
(Admissions, classrooms, President's Office,
Public Relations, Nursing Program Office,
Alumni Relations)

**J. Curtis McKinney II Student Union
and Gymnasium** STUDU D2
(Student Affairs, Book Center, Boomer's
Snack Bar, Health Service)

Murdoch Townhouses TOWN1 G1
(residence halls, Coffee House, TOWN2 G1
Facilities Management)

Spruce Hall (residence hall, Campus Police) ... SPRUC D1
Summer House SUMHS D2

(P) Parking



Admissions and Financial Aid Offices
 Admissions located in Hanley LibraryHANLY D3
 Financial Aid located in Hangar Building...HANGR E2
Blaisdell Hall (Communication Arts, Fine Arts).....BLAIS E4
Campus Police Building.....POLIC C4
Ceramic Studio.....CS A2
Control Tower BuildingCTB E2
 (Human Resources, Payroll, Grants Administration)
Crime Scene Investigation (CSI) House CSIH A1
Fisher Hall (Natural Sciences, Engineering, ...FISHR C2
 Computer Center, Rice Auditorium)
F. Scott Fitzgerald House (residence hall)..... FITZG A3

Frame-Westerberg CommonsFRWES B3
 (Student Union, Book Store,
 Student Affairs, dining halls)
Gray House (offices)..... GRAYH B1
Hangar Building (Business Office,HANGR E2
 Financial Aid, Registration, Student Accounts)
Hanley Library (Library, President's Office, ...HANLY D3
 Institutional Advancement, Admissions,
 Communications and Marketing)
Harriet B. Wick ChapelWICK A3
Howard L. Fesenmyer House (residence hall) FE D4

Kendall Residence Halls
 James Baldwin House..... BALDW A2
 William Faulkner House FAULK A2
Kessel Athletic Complex (see inset) F2
Maintenance Building (see inset)..... MNTBD F1
McKean Residence Halls
 Emily Dickinson HouseDKNSN D4
 Ernest Hemingway House HEMIN C4
 Zora Neale Hurston House..... HURST D4
 Walt Whitman House WHITM D4
 T.S. Eliot House ELIOT C4
 Herman Melville HouseMELVI C4

Gertrude Stein HouseSTEIN B4
Reed-Coit House (residence hall)..... REEDC B3
Seneca Building (off map)..... SNECA G3
Sarah B. Dorn House (residence hall)DORN C2
Sport and Fitness Center.....SFCTR F3
Student Laundry Building.....STLAU C4
Swarts Hall (Humanities,SWRTS C3
 Social Sciences, Nursing)
White House (Science in Motion program)....WTHSE C1
Willa Cather House (residence hall)CATHE A3

(P) Parking (HP) Handicap Parking



University Organization

University of Pittsburgh

Membership of the Board of Trustees

2013-2014

Stephen R. Tritch, Chairperson
 Eva Tansky Blum, Vice Chairperson
 Morgan K. O'Brien, Vice Chairperson
 Mark A. Nordenberg, Chancellor and Chief Executive Officer, Member Ex Officio (voting)

Term Trustees

2010-2014	2011-2015	2012-2016	2013-2017
Robert M. Hernandez	Charles E. Bunch	Eva Tansky Blum	Suzanne W. Broadhurst
John A. Swanson	Robert G. Lovett	Catherine D. DeAngelis	Ira J. Gumberg
Sam S. Zacharias	Martha Hartle Munsch	Brian Generalovich	Dawne S. Hickton
	Stephen R. Tritch	Marlee S. Myers	Thomas E. Richards
		Robert P. Randall	

Special Trustees

2010-2014	2011-2015	2012-2016	2013-2017
Mary Ellen Callahan	G. Nicholas Beckwith III	David C. Chavern	Deborah J. Gillotti
Terrence P. Laughlin	Craig A. Hartburg	Brenton L. Saunders	Roberta A. Luxbacher
William E. Strickland Jr.	Thomas M. Kurtz	Charles M. Steiner	Larry J. Merlo
Thomas J. Usher	John H. Pelusi Jr.	Tracey T. Travis	

Alumni Trustees

2010-2014	2011-2015	2012-2016	2013-2017
F. James McCarl III	Michael A. Bryson	Jack D. Smith	Douglas M. Browning
Keith E. Schaefer			Bryant J. Salter

Commonwealth Trustees

(G - Governor appointment; H - House appointment; S - Senate appointment)

2010-2014	2011-2015	2012-2016	2013-2017
John A. Maher III (H)	John A. Barbour (G)	Jay Costa Jr. (S)	Sy Holzer (G)
Morgan K. O'Brien (G)	Herbert S. Shear (H)	Thomas O. Johnson III (H)	William K. Lieberman (S)
John J. Verbanac (S)	Peter C. Varischetti (S)		Thomas VanKirk (H 2009-2013)

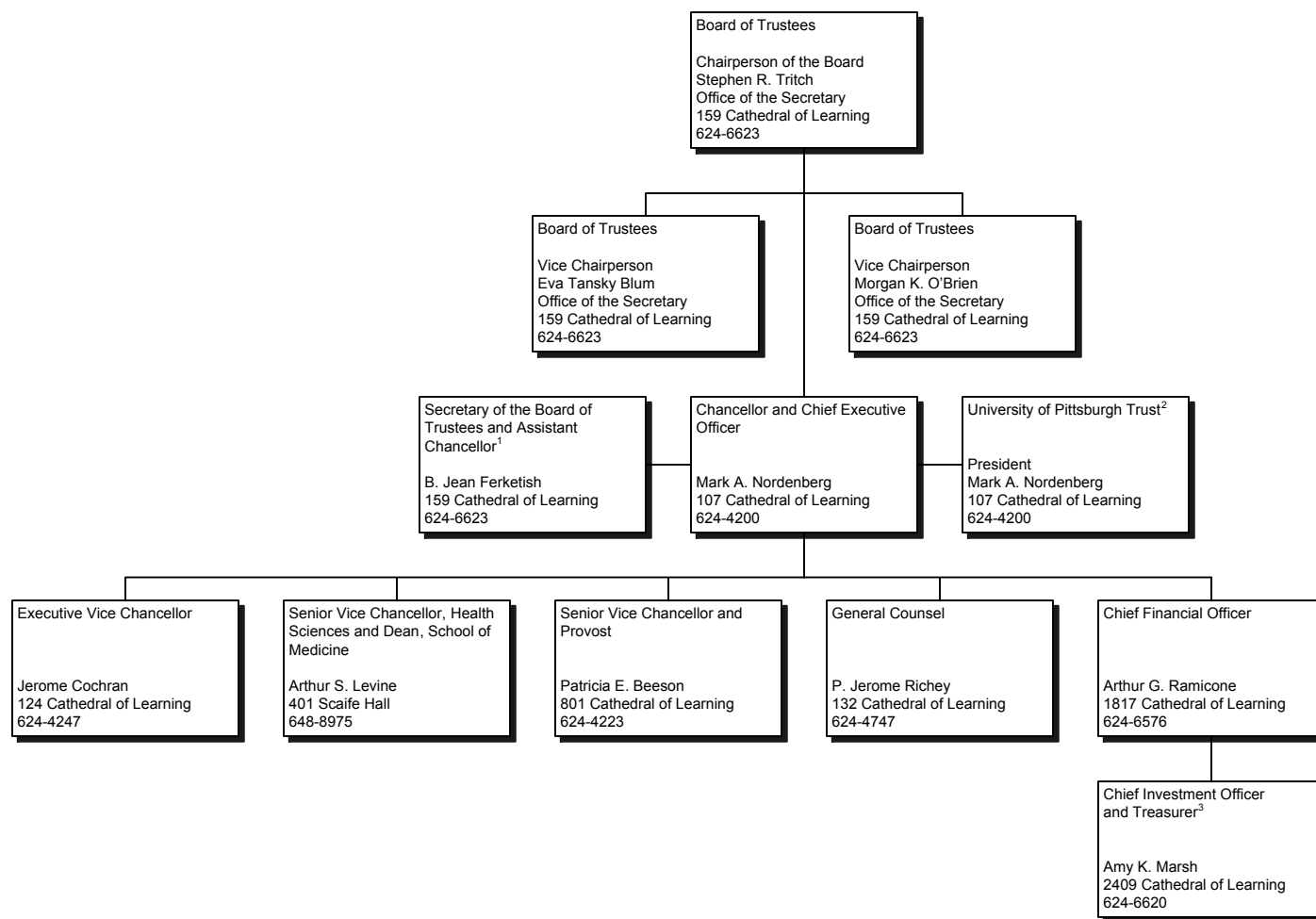
Members Ex Officio (non-voting)

Tom Corbett, Governor of the Commonwealth of Pennsylvania
 Carolyn Dumaesq, Acting Secretary of Education of the Commonwealth of Pennsylvania
 Rich Fitzgerald, Allegheny County Executive
 William Peduto, Mayor of the City of Pittsburgh

Emeritus Trustees

Ruggero J. Aldisert	Herbert P. Douglas Jr.	A. Alice Kindling	Robert A. Paul
J. David Barnes	Helen S. Faison	Paul E. Lego	James C. Roddey
Steven C. Beering	D. Michael Fisher	George L. Miles Jr.	Farrell Rubenstein
Thomas G. Bigley	E. Jeanne Gleason	Frank E. Mosier	Richard P. Simmons
Frank V. Cahouet	J. Roger Glunt	Alfred L. Moyé	Burton M. Tansky
John G. Conomikes	Henry L. Hillman	Thomas H. O'Brien	Dick Thornburgh
George A. Davidson Jr.	Earl F. Hord	Anthony J. F. O'Reilly	Edward P. Zemprelli

UNIVERSITY OFFICERS



¹ Individuals who also serve as University Officers include: Mary Lou Rosborough, Executive Associate Secretary of the Board of Trustees and Amy Service, Associate Secretary of the Board of Trustees.

² Independent corporation with its own Board of Directors.

³ Individuals who also serve as University officers include: Susan M. Gilbert, Assistant Treasurer and Paul Lawrence, Assistant Treasurer.

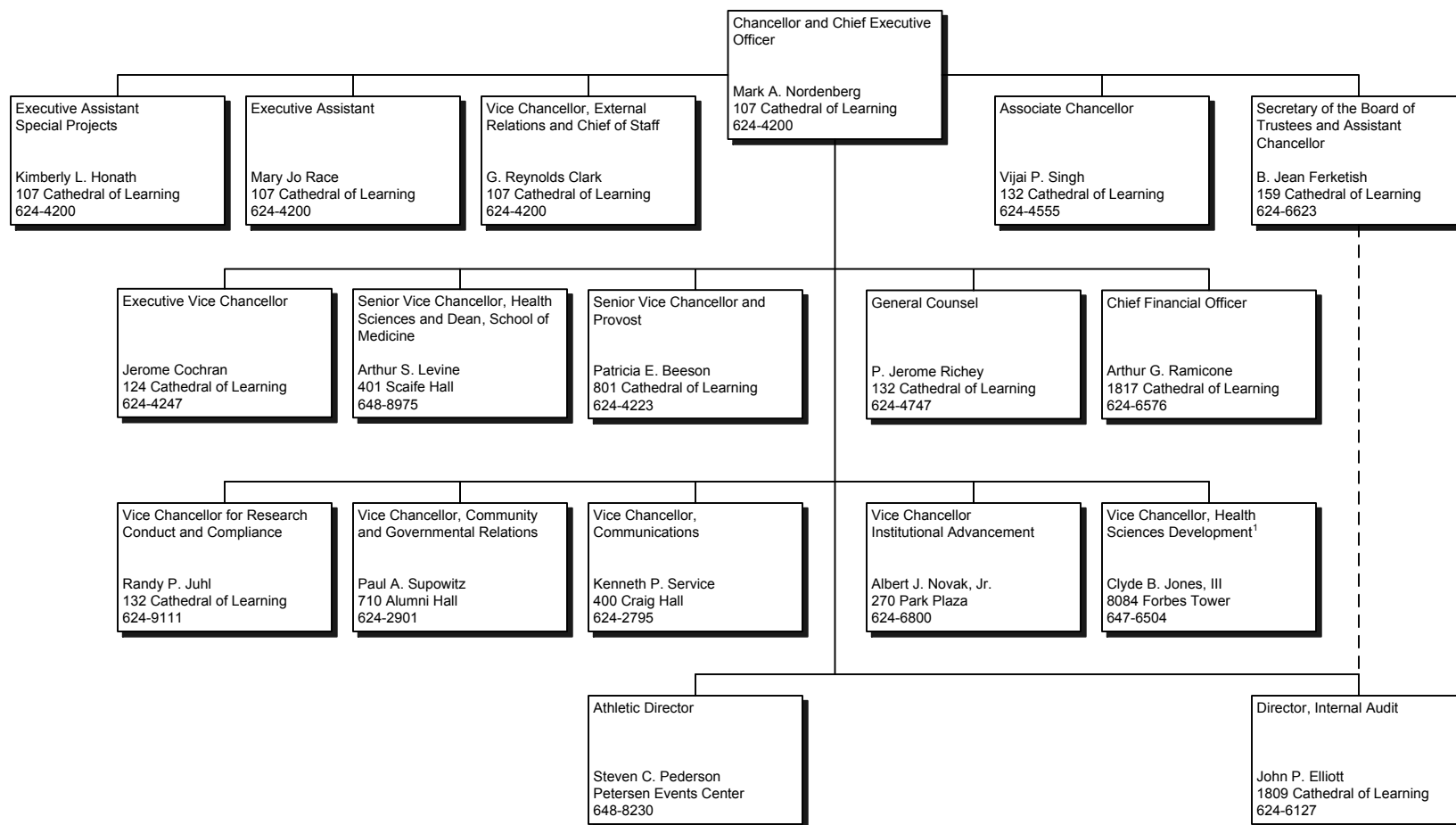
Note: All telephone numbers are in the 412 area code unless indicated otherwise.



University of Pittsburgh
2013-2014

10.2013

CHANCELLOR



¹ Also serves as President, MHS Foundation and as Chief Development Officer, UPMC.

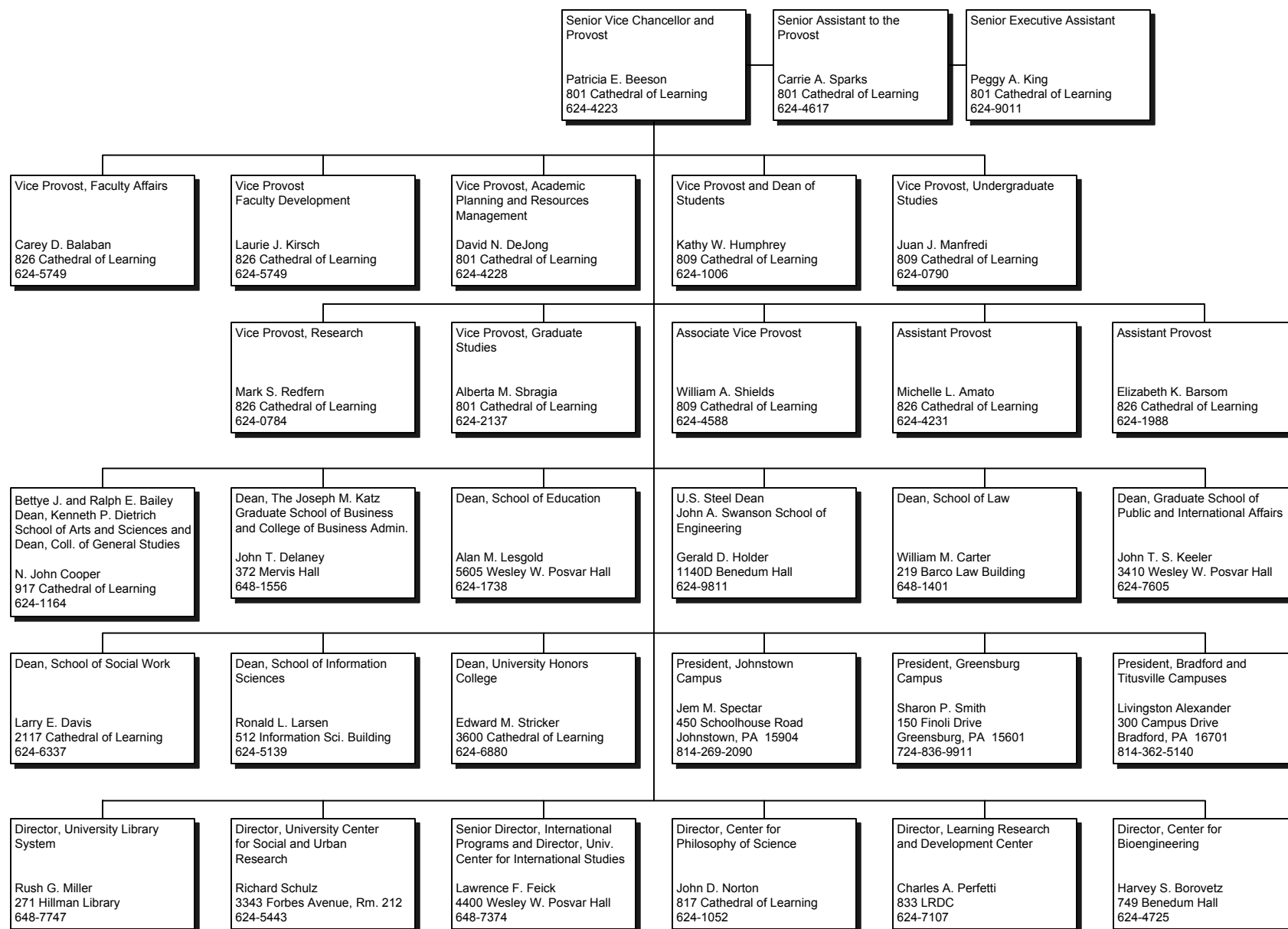
Note: All telephone numbers are in the 412 area code unless indicated otherwise.



University of Pittsburgh
2013-2014

01.2014

PROVOST – DEANS/ DIRECTORS/ PRESIDENTS



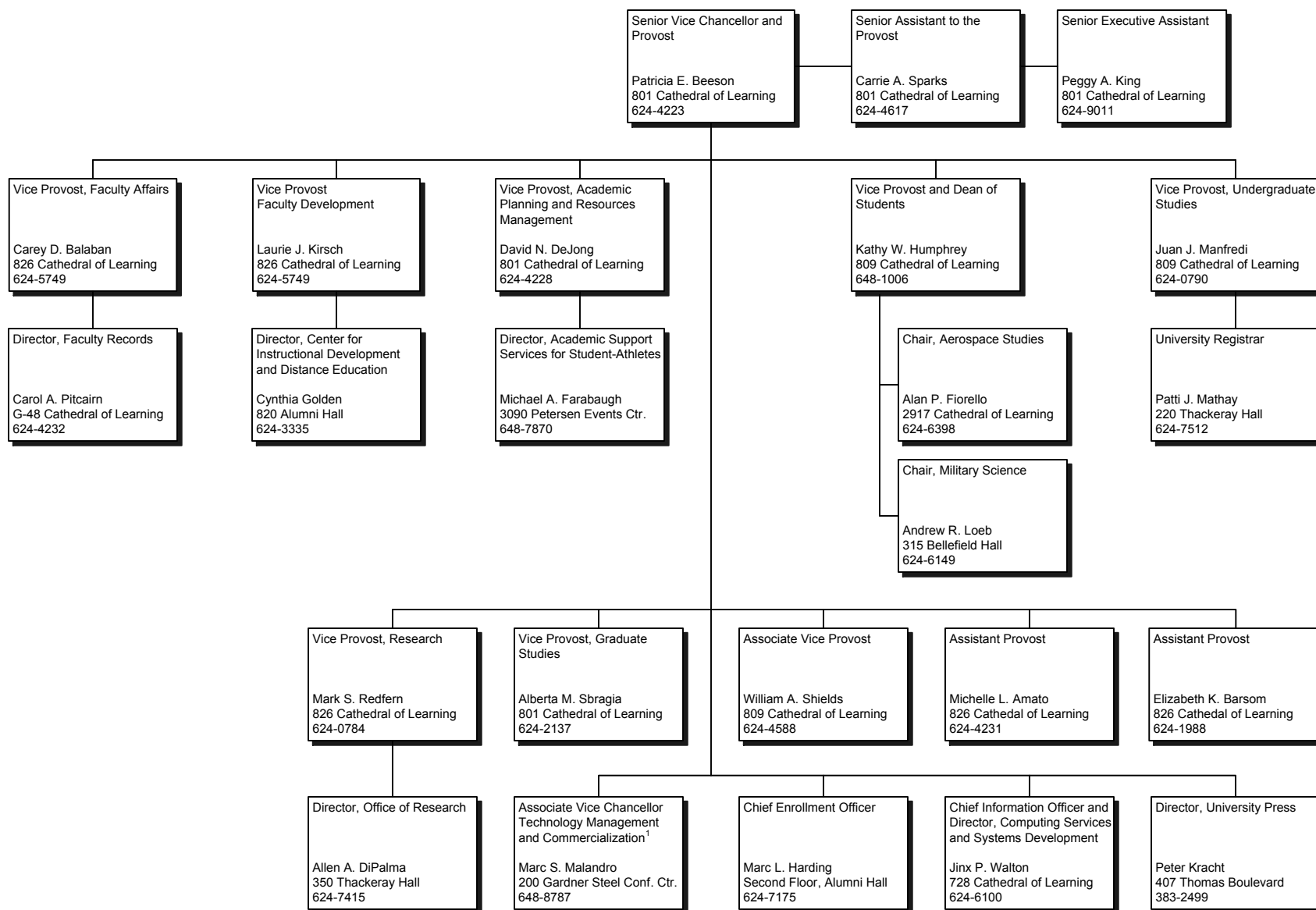
Note: All telephone numbers are in the 412 area code unless indicated otherwise.



University of Pittsburgh
2013-2014

10.2013

PROVOST – OTHER ACADEMIC AREAS



¹Reports to both the Senior Vice Chancellor and Provost and to the Senior Vice Chancellor for Health Sciences and Dean of the School of Medicine.

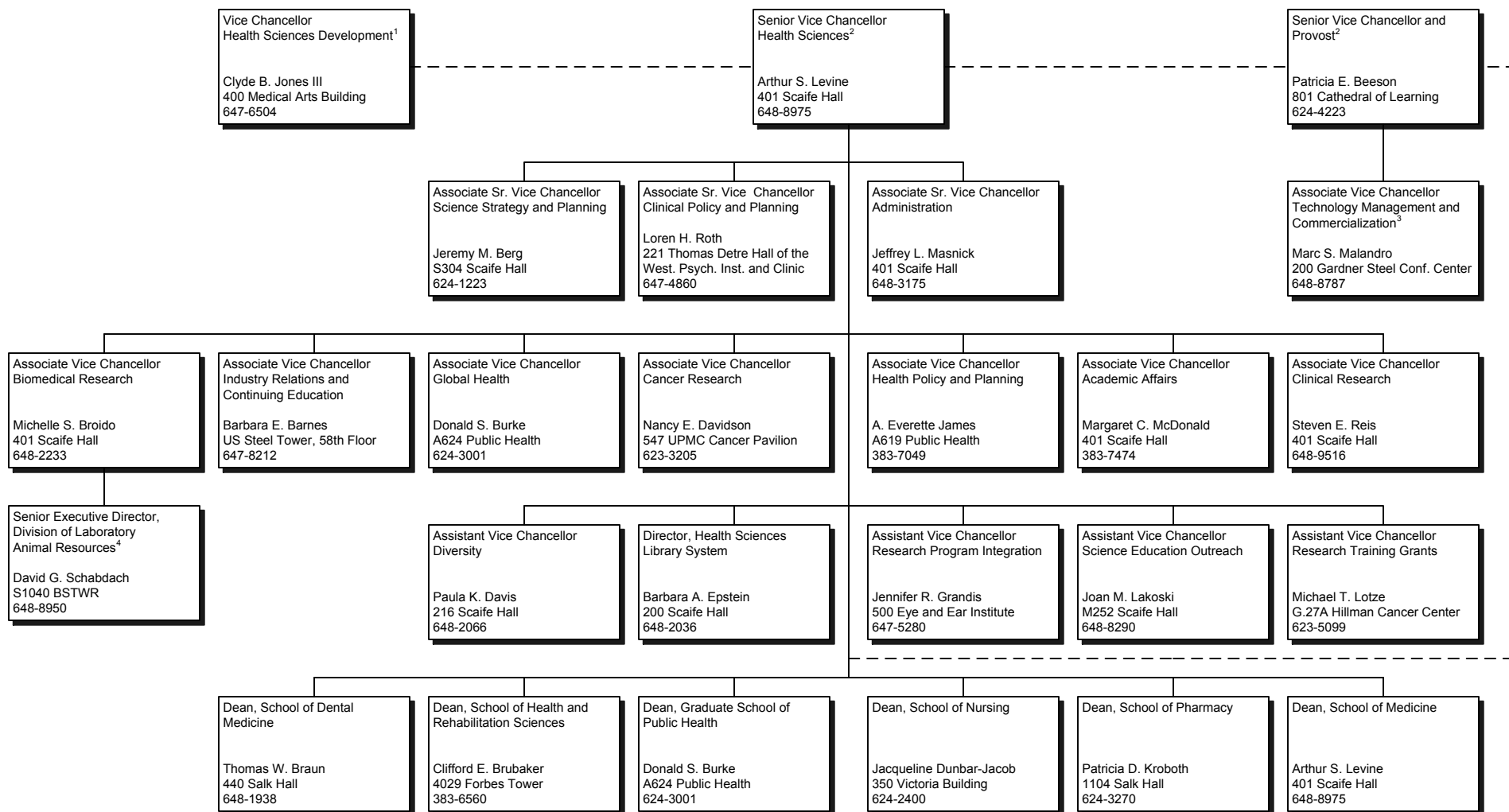
Note: All telephone numbers are in the 412 area code unless indicated otherwise.



University of Pittsburgh
2013-2014

10.2013

HEALTH SCIENCES – DEANS AND VICE CHANCELLORS



¹ Also serves as President, MHS Foundation and as Chief Development Officer, UPMC.

² Faculty appointments and academic degree programs require the Provost's approval.

³ Reports to both the Senior Vice Chancellor for Health Sciences and Dean of the School of Medicine and the Senior Vice Chancellor and Provost.

⁴ For animal care and use regulatory issues, Division of Laboratory Animal Resources reports to Research Conduct and Compliance.

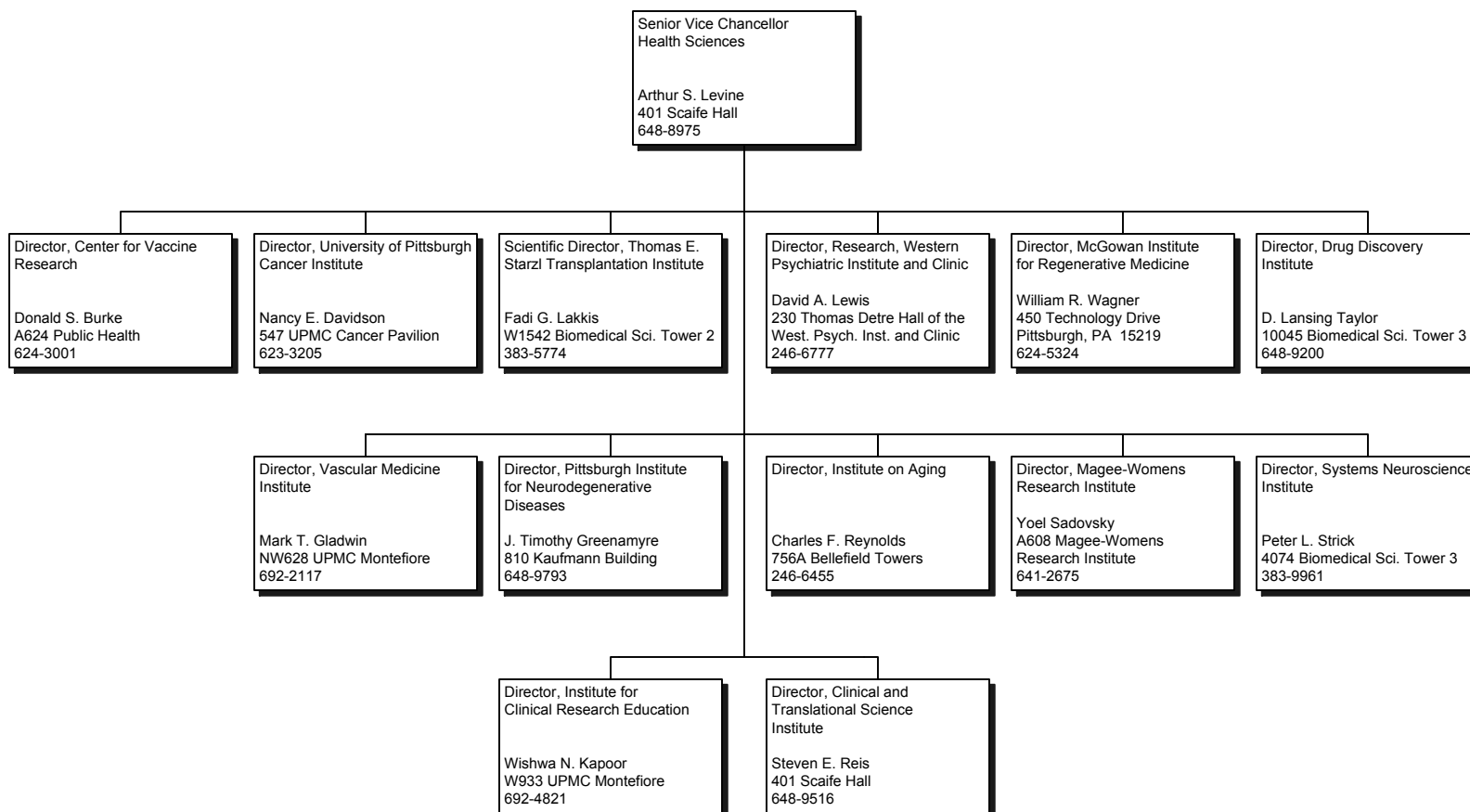
Note: All telephone numbers are in the 412 area code unless indicated otherwise.



University of Pittsburgh
2013-2014

10.2013

HEALTH SCIENCES – INSTITUTE DIRECTORS

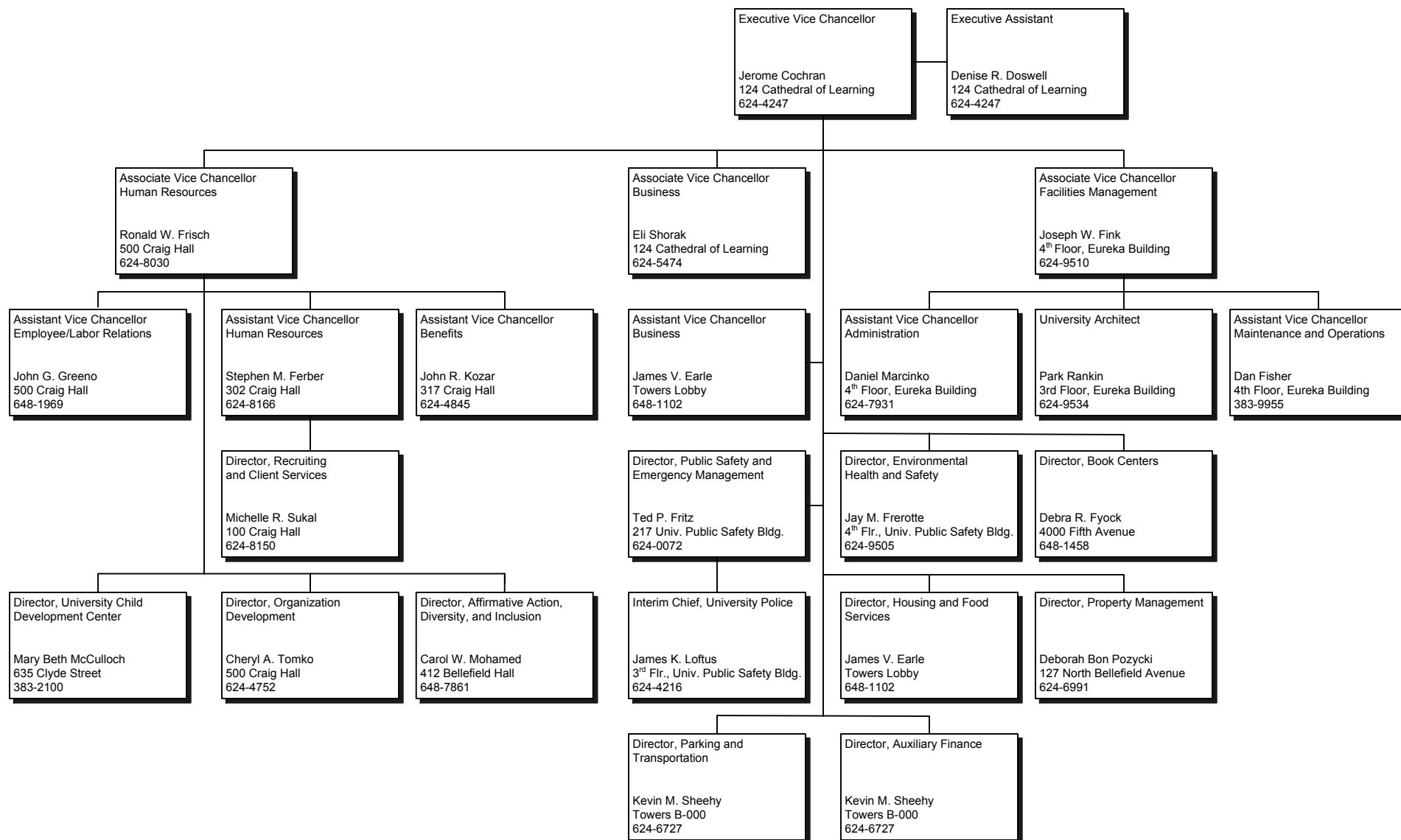


University of Pittsburgh
2013-2014

10.2013

Note: All telephone numbers are in the 412 area code unless indicated otherwise.

EXECUTIVE VICE CHANCELLOR



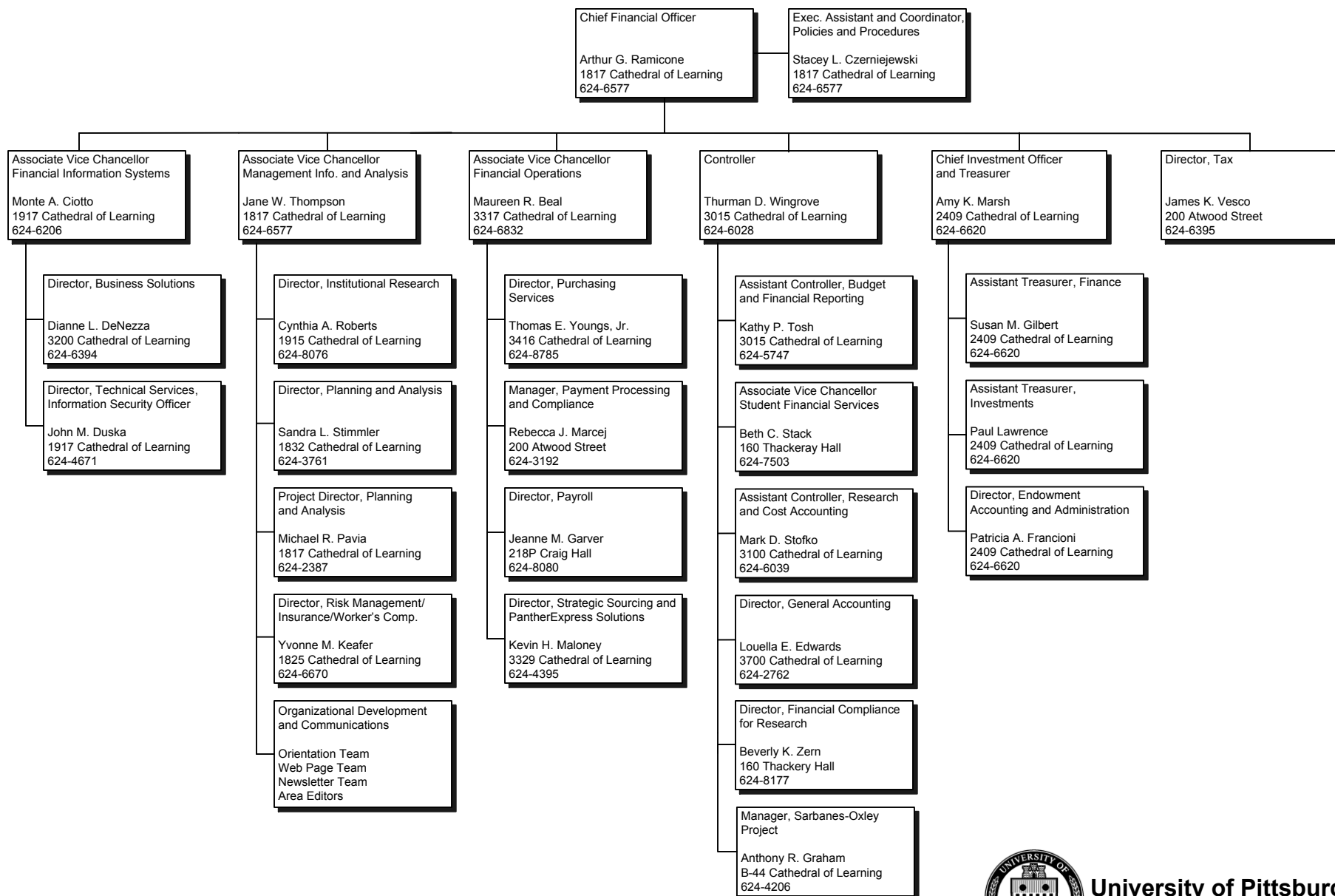
Note: All telephone numbers are in the 412 area code unless indicated otherwise.



University of Pittsburgh
2013-2014

11.2013

CHIEF FINANCIAL OFFICER



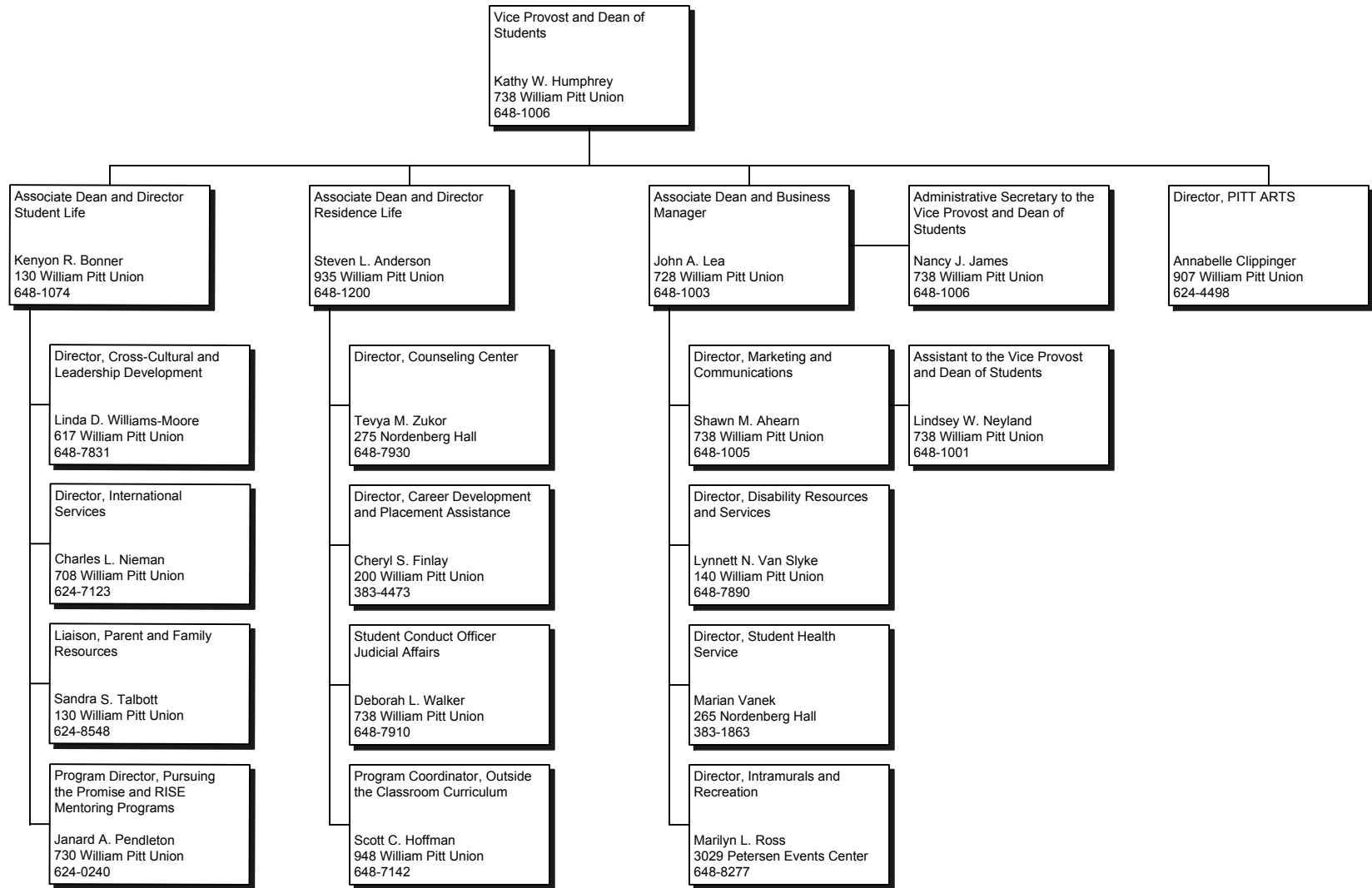
Note: All telephone numbers are in the 412 area code unless indicated otherwise.



University of Pittsburgh
2013-2014

10.2013

STUDENT AFFAIRS

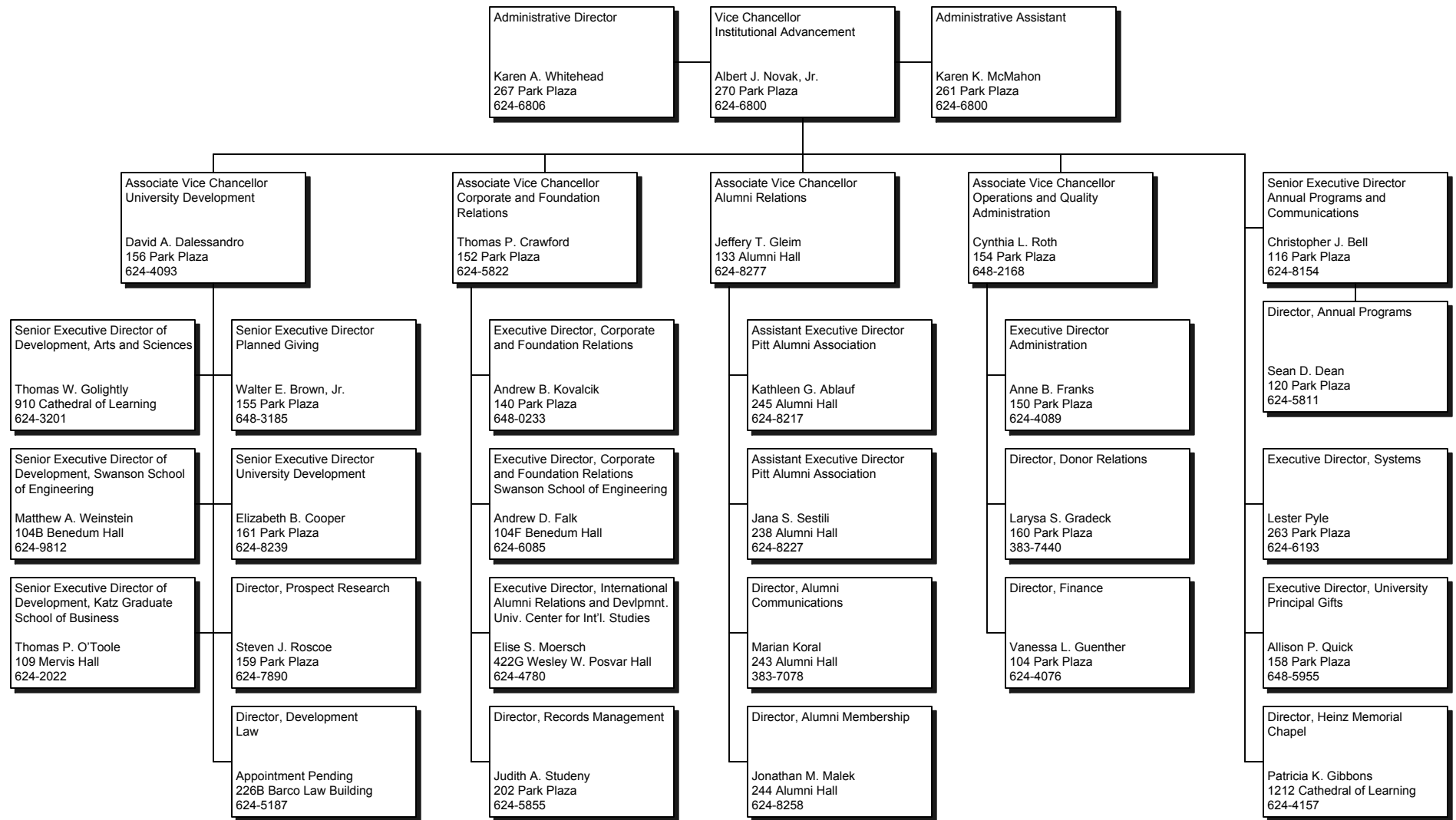


University of Pittsburgh
2013-2014

Note: All telephone numbers are in the 412 area code unless indicated otherwise.

06.2014

INSTITUTIONAL ADVANCEMENT

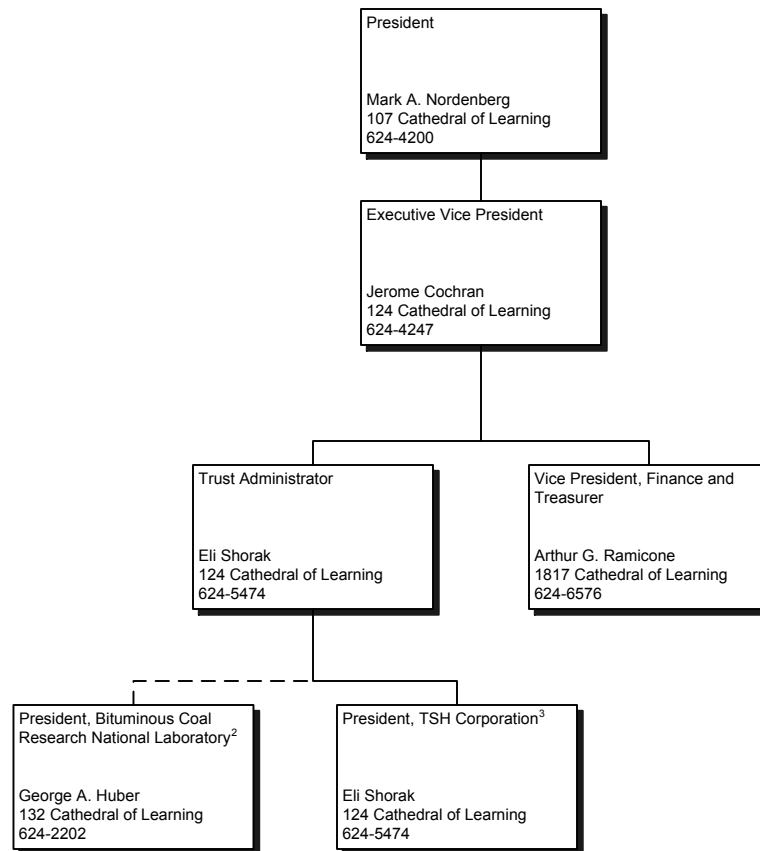


University of Pittsburgh
2013-2014

10.2013

Note: All telephone numbers are in the 412 area code unless indicated otherwise.

UNIVERSITY OF PITTSBURGH TRUST¹



¹Independent corporation with its own Board of Directors.

²Affiliated corporation with its own Board of Directors.

³Subsidiary corporation of the University of Pittsburgh Trust with its own Board of Directors. Formerly Pittsburgh Applied Research Corporation.

Note: All telephone numbers are in the 412 area code unless indicated otherwise.



University of Pittsburgh
2013-2014

10.2013

Student Information



Headcount and FTE Enrollment by School, Level, and Status
Pittsburgh Campus, Regional Campuses, and University Total
Fall Term 2013

	Undergraduate				Graduate				Total			
	Headcount			FTE	Headcount			FTE	Headcount			FTE
	Full-Time	Part-Time	Total		Full-Time	Part-Time	Total		Full-Time	Part-Time	Total	
Pittsburgh Campus												
Dietrich School of Arts and Sciences	10,406	416	10,822	10,572.4	1,414	71	1,485	1,442.4	11,820	487	12,307	12,014.8
General Studies	532	516	1,048	738.4	-	-	-	-	532	516	1,048	738.4
Katz Graduate School of Business	-	-	-	-	346	503	849	547.2	346	503	849	547.2
Education	204	17	221	210.8	464	506	970	666.4	668	523	1,191	877.2
Swanson School of Engineering	2,577	48	2,625	2,596.2	672	309	981	795.6	3,249	357	3,606	3,391.8
Law - Graduate	-	-	-	-	17	11	28	21.4	17	11	28	21.4
Law - Doctorate-Professional Practice	-	-	-	-	592	3	595	593.2	592	3	595	593.2
Public and International Affairs	-	-	-	-	338	61	399	362.4	338	61	399	362.4
Social Work	90	11	101	94.4	408	163	571	473.2	498	174	672	567.6
Information Sciences	120	34	154	133.6	364	167	531	430.8	484	201	685	564.4
College of Business Administration	2,092	63	2,155	2,117.2	-	-	-	-	2,092	63	2,155	2,117.2
Dental Medicine - Undergraduate, Graduate	67	-	67	67.0	50	3	53	51.2	117	3	120	118.2
Dental Medicine - Doctorate-Professional Practice	-	-	-	-	325	-	325	325.0	325	-	325	325.0
Nursing - Undergraduate, Graduate	601	8	609	604.2	151	140	291	207.0	752	148	900	811.2
Nursing - Doctorate-Professional Practice	-	-	-	-	68	98	166	107.2	68	98	166	107.2
Pharmacy - Undergraduate, Graduate	198	-	198	198.0	84	6	90	86.4	282	6	288	284.4
Pharmacy - Doctorate-Professional Practice	-	-	-	-	238	1	239	238.4	238	1	239	238.4
Public Health	-	-	-	-	421	198	619	500.2	421	198	619	500.2
Medicine - Graduate	-	-	-	-	267	108	375	310.2	267	108	375	310.2
Medicine - Doctorate-Professional Practice	-	-	-	-	621	-	621	621.0	621	-	621	621.0
Health and Rehab. Sci. - Undergraduate, Graduate	596	19	615	603.6	573	69	642	600.6	1,169	88	1,257	1,204.2
Health and Rehab. Sci. - Doctorate-Professional Practice	-	-	-	-	172	12	184	176.8	172	12	184	176.8
Social and Urban Research	-	-	-	-	1	19	20	8.6	1	19	20	8.6
Pittsburgh Campus Total	17,483	1,132	18,615	17,935.8	7,586	2,448	10,034	8,565.2	25,069	3,580	28,649	26,501.0
Regional Campuses												
Johnstown	2,753	87	2,840	2,787.8	-	-	-	-	2,753	87	2,840	2,787.8
Greensburg	1,564	113	1,677	1,609.2	-	-	-	-	1,564	113	1,677	1,609.2
Titusville	297	70	367	325.0	-	-	-	-	297	70	367	325.0
Bradford	1,361	120	1,481	1,409.0	-	-	-	-	1,361	120	1,481	1,409.0
Regional Campuses Total	5,975	390	6,365	6,131.0	-	-	-	-	5,975	390	6,365	6,131.0
University Total	23,458	1,522	24,980	24,066.8	7,586	2,448	10,034	8,565.2	31,044	3,970	35,014	32,632.0

**Headcount and FTE Enrollment by School and Level
Pittsburgh Campus, Regional Campuses, and University Total
Fall Term 2008-2013**

SCHOOL	2008				2009				2010			
	Headcount			FTE	Headcount			FTE	Headcount			FTE
	Under-graduate	Graduate	Total		Under-graduate	Graduate	Total		Under-graduate	Graduate	Total	
Pittsburgh Campus												
Dietrich School of Arts and Sciences	10,481	1,523	12,004	11,666.2	10,818	1,546	12,364	12,057.4	10,926	1,558	12,484	12,184.0
General Studies	1,196	--	1,196	776.0	1,183	--	1,183	790.6	1,239	--	1,239	835.8
Katz Graduate School of Business	--	931	931	628.6	--	937	937	623.8	--	901	901	598.6
Education	261	1,279	1,540	1,099.6	272	1,242	1,514	1,088.6	238	1,196	1,434	1,034.4
Swanson School of Engineering	2,014	663	2,677	2,498.2	2,104	751	2,855	2,661.2	2,191	814	3,005	2,799.8
Law - Graduate	--	19	19	10.6	--	17	17	10.4	--	15	15	9.0
Law - Doctorate - Professional Practice	--	724	724	720.4	--	702	702	702.0	--	759	759	755.4
Public and International Affairs	--	423	423	360.6	--	468	468	405.6	--	453	453	403.8
Social Work	99	582	681	535.2	96	601	697	553.6	99	622	721	586.6
Information Sciences	129	683	812	578.6	135	663	798	597.6	142	659	801	610.2
College of Business Administration	1,960	--	1,960	1,917.4	2,021	--	2,021	1,979.0	2,075	--	2,075	2,040.2
Dental Medicine - Undergraduate, Graduate	77	40	117	115.2	80	43	123	119.4	75	44	119	116.6
Dental Medicine - Doctorate - Professional Practice	--	322	322	322.0	--	317	317	317.0	--	314	314	314.0
Nursing - Undergraduate, Graduate	555	406	961	790.6	628	400	1,028	859.4	673	447	1,120	930.4
Nursing - Doctorate - Professional Practice	--	--	--	--	--	--	--	--	--	--	--	--
Pharmacy - Undergraduate, Graduate	214	34	248	246.2	218	40	258	256.8	215	55	270	267.6
Pharmacy - Doctorate - Professional Practice	--	208	208	207.4	--	212	212	211.4	--	212	212	212.0
Public Health	--	637	637	497.2	--	637	637	502.0	--	637	637	503.8
Medicine - Graduate	--	413	413	345.2	--	400	400	342.4	--	411	411	347.4
Medicine - Doctorate - Professional Practice	--	593	593	593.0	--	599	599	586.4	--	619	619	619.0
Health and Rehab. Sci - Undergraduate, Graduate	441	646	1,087	1,021.6	476	705	1,181	1,106.0	498	716	1,214	1,146.8
Health and Rehab. Sci - Doctorate - Professional Practice	--	--	--	--	--	--	--	--	--	--	--	--
Social and Urban Research	--	9	9	3.6	--	17	17	6.8	--	20	20	8.0
Pittsburgh Campus Total	17,427	10,135	27,562	24,933.4	18,031	10,297	28,328	25,777.4	18,371	10,452	28,823	26,323.4
Regional Campuses												
Johnstown	3,032	--	3,032	2,945.0	3,057	--	3,057	2,977.8	2,965	--	2,965	2,902.0
Greensburg	1,826	--	1,826	1,737.2	1,808	--	1,808	1,728.8	1,803	--	1,803	1,725.0
Titusville	563	--	563	482.0	544	--	544	497.2	514	--	514	470.8
Bradford	1,502	--	1,502	1,394.0	1,657	--	1,657	1,535.8	1,629	--	1,629	1,514.4
Regional Campuses Total	6,923	--	6,923	6,558.2	7,066	--	7,066	6,739.6	6,911	--	6,911	6,612.2
UNIVERSITY TOTAL	24,350	10,135	34,485	31,491.6	25,097	10,297	35,394	32,517.0	25,282	10,452	35,734	32,935.6

**Headcount and FTE Enrollment by School and Level
Pittsburgh Campus, Regional Campuses, and University Total
Fall Term 2008-2013 (continued)**

SCHOOL	2011				2012				2013			
	Headcount			FTE	Headcount			FTE	Headcount			FTE
	Under-graduate	Graduate	Total		Under-graduate	Graduate	Total		Under-graduate	Graduate	Total	
Pittsburgh Campus												
Dietrich School of Arts and Sciences	11,049	1,517	12,566	12,273.2	10,921	1,566	12,487	12,185.2	10,822	1,485	12,307	12,014.8
General Studies	1,151	--	1,151	788.6	1,053	--	1,053	714.0	1,048	--	1,048	738.4
Katz Graduate School of Business	--	915	915	584.4	--	913	913	580.0	--	849	849	547.2
Education	215	1,138	1,353	990.6	221	1,047	1,268	947.0	221	970	1,191	877.2
Swanson School of Engineering	2,323	862	3,185	2,962.4	2,468	936	3,404	3,186.2	2,625	981	3,606	3,391.8
Law - Graduate	--	18	18	10.8	--	9	9	5.4	--	28	28	21.4
Law - Doctorate - Professional Practice	--	730	730	724.6	--	703	703	701.2	--	595	595	593.2
Public and International Affairs	--	417	417	378.6	--	420	420	373.2	--	399	399	362.4
Social Work	86	561	647	536.6	94	582	676	568.0	101	571	672	567.6
Information Sciences	148	573	721	551.2	157	542	699	555.0	154	531	685	564.4
College of Business Administration	2,027	--	2,027	1,985.6	2,032	--	2,032	1,999.6	2,155	--	2,155	2,117.2
Dental Medicine - Undergraduate, Graduate	68	45	113	111.2	77	49	126	122.4	67	53	120	118.2
Dental Medicine - Doctorate - Professional Practice	--	314	314	314.0	--	320	320	320.0	--	325	325	325.0
Nursing - Undergraduate, Graduate	637	493	1,130	937.4	627	475	1,102	927.4	609	291	900	811.2
Nursing - Doctorate - Professional Practice	--	--	--	--	--	--	--	--	--	166	166	107.2
Pharmacy - Undergraduate, Graduate	215	54	269	266.0	220	67	287	284.0	198	90	288	284.4
Pharmacy - Doctorate - Professional Practice	--	215	215	215.0	--	213	213	213.0	--	239	239	238.4
Public Health	--	644	644	513.2	--	646	646	526.0	--	619	619	500.2
Medicine - Graduate	--	401	401	333.2	--	412	412	340.0	--	375	375	310.2
Medicine - Doctorate - Professional Practice	--	628	628	628.0	--	611	611	611.0	--	621	621	621.0
Health and Rehab. Sci - Undergraduate, Graduate	508	791	1,299	1,236.6	559	815	1,374	1,320.0	615	642	1,257	1,204.2
Health and Rehab. Sci - Doctorate - Professional Practice	--	--	--	--	--	--	--	--	--	184	184	176.8
Social and Urban Research	--	23	23	9.2	--	14	14	6.2	--	20	20	8.6
Pittsburgh Campus Total	18,427	10,339	28,766	26,350.4	18,429	10,340	28,769	26,484.8	18,615	10,034	28,649	26,501.0
Regional Campuses												
Johnstown	2,957	--	2,957	2,892.2	2,932	--	2,932	2,866.6	2,840	--	2,840	2,787.8
Greensburg	1,846	--	1,846	1,753.6	1,723	--	1,723	1,652.8	1,677	--	1,677	1,609.2
Titusville	448	--	448	410.8	388	--	388	343.0	367	--	367	325.0
Bradford	1,564	--	1,564	1,486.6	1,518	--	1,518	1,434.0	1,481	--	1,481	1,409.0
Regional Campuses Total	6,815	--	6,815	6,543.2	6,561	--	6,561	6,296.4	6,365	--	6,365	6,131.0
UNIVERSITY TOTAL	25,242	10,339	35,581	32,893.6	24,990	10,340	35,330	32,781.2	24,980	10,034	35,014	32,632.0

Headcount Enrollment by School, Race, Sex, and Level

Pittsburgh Campus, Regional Campuses, and University Total

Fall Term 2013

	International		Black or African American		American Indian or Alaskan Native		Asian		Native Hawaiian/Other Pacific Islander		Hispanic or Latino		White		Two or More Races		Race Unknown		International and U.S. Race Classifications Total		
	Male	Female	Male	Female	Male	Female	Male	Female	Male	Female	Male	Female	Male	Female	Male	Female	Male	Female	Male	Female	Total
Pittsburgh Campus - Undergraduate																					
Dietrich School of Arts and Sciences	130	191	244	349	4	2	457	551	4	2	142	160	3,885	4,240	141	188	63	69	5,070	5,752	10,822
General Studies	6	7	59	80	1	0	20	26	0	0	8	14	374	388	14	12	14	25	496	552	1,048
Education	0	0	5	8	0	0	1	3	0	0	2	5	56	134	0	3	2	2	66	155	221
Swanson School of Engineering	64	23	70	48	1	0	107	39	0	0	46	14	1,597	504	49	32	21	10	1,955	670	2,625
Social Work	0	0	2	15	0	0	0	2	0	0	0	4	14	60	0	3	1	0	17	84	101
Information Sciences	1	1	8	3	0	0	5	5	0	0	6	1	93	24	3	0	3	1	119	35	154
College of Business Administration	72	107	40	30	0	0	49	49	1	0	27	20	1,039	652	30	19	12	8	1,270	885	2,155
Dental Medicine	0	0	0	2	0	0	0	2	0	0	0	1	1	60	0	0	0	1	1	66	67
Nursing	0	4	6	13	0	0	1	28	1	0	5	14	47	467	3	12	1	7	64	545	609
Pharmacy	2	1	1	2	0	0	7	19	0	0	1	1	57	94	1	1	8	3	77	121	198
Health and Rehabilitation Sciences	<u>2</u>	<u>6</u>	<u>11</u>	<u>16</u>	<u>0</u>	<u>0</u>	<u>4</u>	<u>25</u>	<u>0</u>	<u>2</u>	<u>1</u>	<u>10</u>	<u>100</u>	<u>416</u>	<u>8</u>	<u>8</u>	<u>1</u>	<u>5</u>	<u>127</u>	<u>488</u>	<u>615</u>
Pittsburgh Campus - Undergraduate Total	277	340	446	566	6	2	651	749	6	4	238	244	7,263	7,039	249	278	126	131	9,262	9,353	18,615
Pittsburgh Campus - Graduate																					
Dietrich School of Arts and Sciences	307	210	12	21	2	0	26	21	1	0	38	24	409	359	11	13	11	20	817	668	1,485
Katz Graduate School of Business	133	64	14	15	0	0	23	13	0	0	15	7	348	169	7	3	27	11	567	282	849
Education	21	86	15	35	0	0	3	21	0	0	12	21	187	527	5	12	6	19	249	721	970
Swanson School of Engineering	340	122	10	3	0	0	20	7	0	0	4	1	238	69	4	0	116	47	732	249	981
Law	9	7	1	2	0	0	0	0	0	0	0	0	0	1	0	0	3	5	13	15	28
Public and International Affairs	35	75	1	6	0	0	4	4	0	0	3	8	59	59	1	0	68	76	171	228	399
Social Work	9	30	8	50	0	0	0	5	0	0	3	14	58	370	7	5	1	11	86	485	571
Information Sciences	162	112	8	13	0	0	2	4	0	0	6	7	78	119	1	2	7	10	264	267	531
Dental Medicine	5	6	1	0	0	0	5	4	0	0	0	0	12	10	0	0	6	4	29	24	53
Nursing	1	8	2	9	0	1	3	8	0	0	2	4	49	195	1	3	2	3	60	231	291
Pharmacy	36	33	1	0	0	0	1	0	0	0	0	0	5	3	0	0	6	5	49	41	90
Public Health	47	96	7	26	0	0	15	30	0	0	7	16	100	229	5	8	11	22	192	427	619
Medicine	47	41	12	6	0	0	6	21	0	0	5	5	71	90	2	0	35	34	178	197	375
Health and Rehabilitation Sciences	46	59	6	8	0	1	5	15	0	0	6	10	78	310	2	4	19	73	162	480	642
Social and Urban Research	<u>0</u>	<u>0</u>	<u>0</u>	<u>1</u>	<u>0</u>	<u>0</u>	<u>0</u>	<u>0</u>	<u>0</u>	<u>0</u>	<u>0</u>	<u>1</u>	<u>4</u>	<u>6</u>	<u>0</u>	<u>0</u>	<u>0</u>	<u>8</u>	<u>4</u>	<u>16</u>	<u>20</u>
Pittsburgh Campus - Graduate Total	1,198	949	98	195	2	2	113	153	1	0	101	118	1,696	2,516	46	50	318	348	3,573	4,331	7,904

Headcount Enrollment by School, Race, Sex, and Level

Pittsburgh Campus, Regional Campuses, and University Total

Fall Term 2013

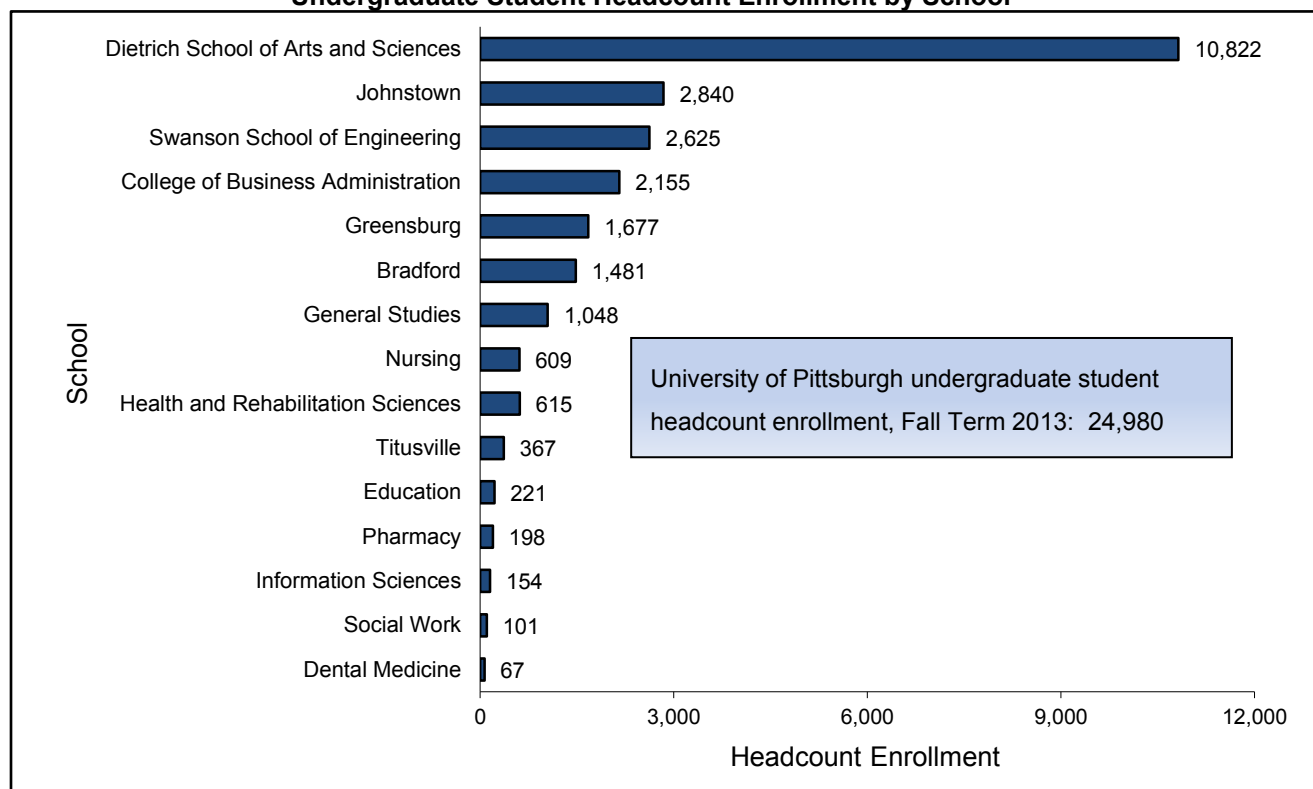
	International		Black or African American		American Indian or Alaskan Native		Asian		Native Hawaiian/Other Pacific Islander		Hispanic or Latino		White		Two or More Races		Race Unknown		International and U.S. Race Classifications Total		
	Male	Female	Male	Female	Male	Female	Male	Female	Male	Female	Male	Female	Male	Female	Male	Female	Male	Female	Male	Female	Total
Pittsburgh Campus - Doctorate-Professional Practice																					
Law	7	9	30	32	0	3	8	16	0	0	8	8	249	161	4	4	38	18	344	251	595
Dental Medicine	10	14	4	4	0	0	37	36	0	0	4	8	121	73	4	1	3	6	183	142	325
Nursing	1	0	1	7	0	0	0	2	0	0	1	2	16	130	0	2	0	4	19	147	166
Pharmacy	1	0	4	8	0	0	6	9	1	0	0	2	73	98	0	2	12	23	97	142	239
Medicine	1	2	18	24	1	0	81	76	0	0	17	15	144	103	6	5	71	57	339	282	621
Health and Rehabilitation Sciences	<u>2</u>	<u>1</u>	<u>1</u>	<u>2</u>	<u>0</u>	<u>0</u>	<u>2</u>	<u>3</u>	<u>0</u>	<u>0</u>	<u>0</u>	<u>4</u>	<u>41</u>	<u>96</u>	<u>0</u>	<u>1</u>	<u>10</u>	<u>21</u>	<u>56</u>	<u>128</u>	<u>184</u>
Pittsburgh Campus - Doctorate-Professional Practice Total	22	26	58	77	1	3	134	142	1	0	30	39	644	661	14	15	134	129	1,038	1,092	2,130
Pittsburgh Campus - All Student Levels																					
Undergraduate	277	340	446	566	6	2	651	749	6	4	238	244	7,263	7,039	249	278	126	131	9,262	9,353	18,615
Graduate	1,198	949	98	195	2	2	113	153	1	0	101	118	1,696	2,516	46	50	318	348	3,573	4,331	7,904
Doctorate-Professional Practice	<u>22</u>	<u>26</u>	<u>58</u>	<u>77</u>	<u>1</u>	<u>3</u>	<u>134</u>	<u>142</u>	<u>1</u>	<u>0</u>	<u>30</u>	<u>39</u>	<u>644</u>	<u>661</u>	<u>14</u>	<u>15</u>	<u>134</u>	<u>129</u>	<u>1,038</u>	<u>1,092</u>	<u>2,130</u>
Pittsburgh Campus - All Student Levels Total	1,497	1,315	602	838	9	7	898	1,044	8	4	369	401	9,603	10,216	309	343	578	608	13,873	14,776	28,649
Regional Campuses - Undergraduate																					
Johnstown	42	26	41	56	1	0	23	11	2	1	22	16	1,385	1,149	17	20	17	11	1,550	1,290	2,840
Greensburg	15	9	41	45	1	1	26	28	1	0	33	38	684	665	15	17	32	26	848	829	1,677
Titusville	1	0	24	25	1	1	3	5	0	0	9	10	86	185	5	6	0	6	129	238	367
Bradford	<u>25</u>	<u>23</u>	<u>65</u>	<u>85</u>	<u>2</u>	<u>2</u>	<u>14</u>	<u>14</u>	<u>0</u>	<u>1</u>	<u>29</u>	<u>25</u>	<u>493</u>	<u>599</u>	<u>11</u>	<u>15</u>	32	46	671	810	1,481
Regional Campuses - Undergraduate Total	83	58	171	211	5	4	66	58	3	2	93	89	2,648	2,598	48	58	81	89	3,198	3,167	6,365
University - All Student Levels																					
Undergraduate	360	398	617	777	11	6	717	807	9	6	331	333	9,911	9,637	297	336	207	220	12,460	12,520	24,980
Graduate	1,198	949	98	195	2	2	113	153	1	0	101	118	1,696	2,516	46	50	318	348	3,573	4,331	7,904
Doctorate-Professional Practice	22	26	58	77	1	3	134	142	1	0	30	39	644	661	14	15	134	129	1,038	1,092	2,130
University - All Student Levels Total	<u>1,580</u>	<u>1,373</u>	<u>773</u>	<u>1,049</u>	<u>14</u>	<u>11</u>	<u>964</u>	<u>1,102</u>	<u>11</u>	<u>6</u>	<u>462</u>	<u>490</u>	<u>12,251</u>	<u>12,814</u>	<u>357</u>	<u>401</u>	<u>659</u>	<u>697</u>	<u>17,071</u>	<u>17,943</u>	<u>35,014</u>

Headcount Enrollment by Level and School

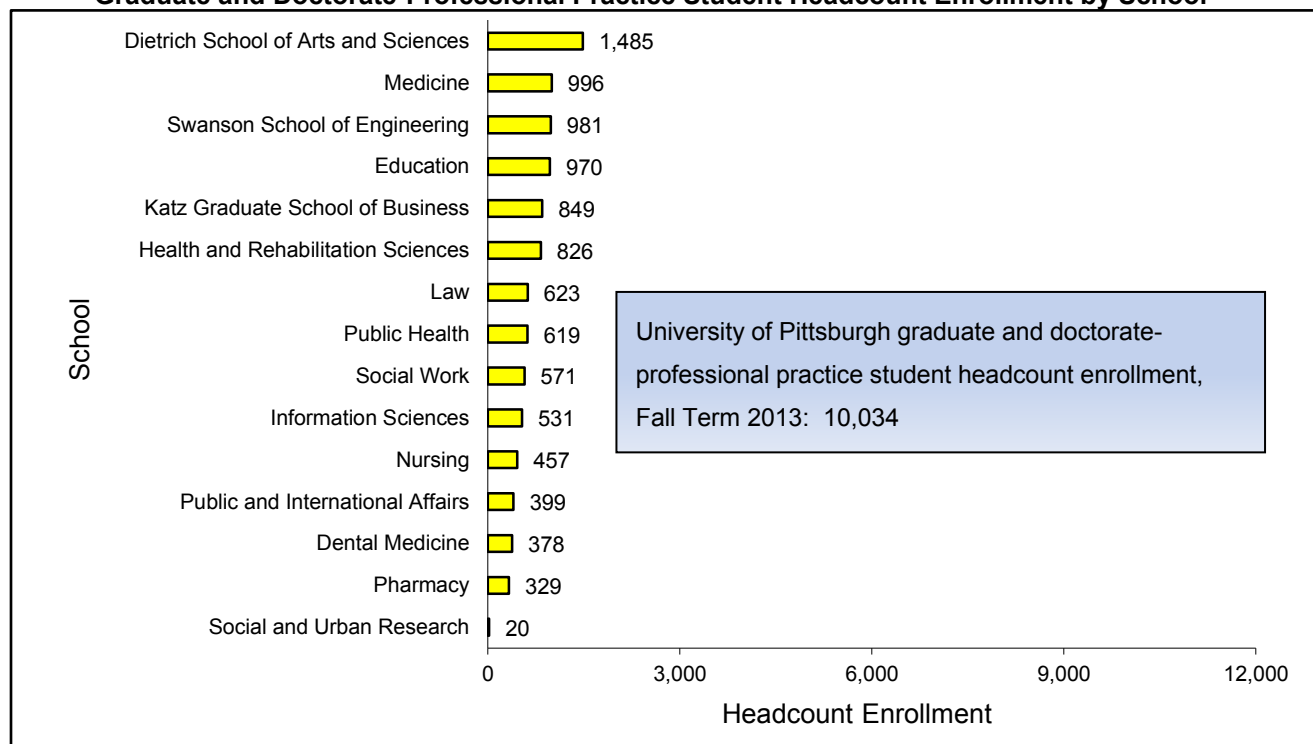
Total University

Fall Term 2013

Undergraduate Student Headcount Enrollment by School



Graduate and Doctorate-Professional Practice Student Headcount Enrollment by School



**Headcount and FTE Enrollment by Status
Pittsburgh Campus, Regional Campuses, and University Total
Fall Term 2009-2013**

	2009	2010	2011	2012	2013
CAMPUS					
Pittsburgh					
Full-Time	24,077	24,657	24,740	24,962	25,069
Part-Time	4,251	4,166	4,026	3,807	3,580
Pittsburgh Headcount Total	28,328	28,823	28,766	28,769	28,649
Pittsburgh FTE	25,777.4	26,323.4	26,350.4	26,484.8	26,501.0
<hr/>					
Regional Campuses					
Johnstown					
Full-Time	2,925	2,860	2,849	2,823	2,753
Part-Time	132	105	108	109	87
Johnstown Headcount Total	3,057	2,965	2,957	2,932	2,840
Johnstown FTE	2,977.8	2,902.0	2,892.2	2,866.6	2,787.8
Greensburg					
Full-Time	1,676	1,673	1,692	1,606	1,564
Part-Time	132	130	154	117	113
Greensburg Headcount Total	1,808	1,803	1,846	1,723	1,677
Greensburg FTE	1,728.8	1,725.0	1,753.6	1,652.8	1,609.2
Titusville					
Full-Time	466	442	386	313	297
Part-Time	78	72	62	75	70
Titusville Headcount Total	544	514	448	388	367
Titusville FTE	497.2	470.8	410.8	343.0	325.0
Bradford					
Full-Time	1,455	1,438	1,435	1,378	1,361
Part-Time	202	191	129	140	120
Bradford Headcount Total	1,657	1,629	1,564	1,518	1,481
Bradford FTE	1,535.8	1,514.4	1,486.6	1,434.0	1,409.0
Regional Campuses					
Full-Time	6,522	6,413	6,362	6,120	5,975
Part-Time	544	498	453	441	390
Regional Campuses Headcount Total	7,066	6,911	6,815	6,561	6,365
Regional Campuses FTE	6,739.6	6,612.2	6,543.2	6,296.4	6,131.0
<hr/>					
UNIVERSITY					
Full-Time	30,599	31,070	31,102	31,082	31,044
Part-Time	4,795	4,664	4,479	4,248	3,970
UNIVERSITY HEADCOUNT TOTAL	35,394	35,734	35,581	35,330	35,014
UNIVERSITY FTE	32,517.0	32,935.6	32,893.6	32,781.2	32,632.0

Headcount Enrollment by Residency, Level, and Status

Total University

Fall Term 2009-2013

	2009		2010		2011		2012		2013	
Residency, Level, and Status										
Pennsylvania Residents										
Undergraduate	20,729	77%	20,514	78%	20,001	78%	19,549	78%	19,181	79%
Graduate	<u>6,050</u>	23%	<u>5,943</u>	22%	<u>5,708</u>	22%	<u>5,435</u>	22%	<u>5,093</u>	21%
	26,779		26,457		25,709		24,984		24,274	
Full-Time	22,400	84%	22,211	84%	21,689	84%	21,229	85%	20,786	86%
Part-Time	<u>4,379</u>	16%	<u>4,246</u>	16%	<u>4,020</u>	16%	<u>3,755</u>	15%	<u>3,488</u>	14%
	26,779		26,457		25,709		24,984		24,274	
Out-of-State Residents										
Undergraduate	4,368	51%	4,768	51%	5,241	53%	5,441	53%	5,799	54%
Graduate	<u>4,247</u>	49%	<u>4,509</u>	49%	<u>4,631</u>	47%	<u>4,905</u>	47%	<u>4,941</u>	46%
	8,615		9,277		9,872		10,346		10,740	
Full-Time	8,199	95%	8,859	95%	9,413	95%	9,853	95%	10,258	96%
Part-Time	<u>416</u>	5%	<u>418</u>	5%	<u>459</u>	5%	<u>493</u>	5%	<u>482</u>	4%
	8,615		9,277		9,872		10,346		10,740	
Pennsylvania and Out-of-State Residents										
Undergraduate	25,097	71%	25,282	71%	25,242	71%	24,990	71%	24,980	71%
Graduate	<u>10,297</u>	29%	<u>10,452</u>	29%	<u>10,339</u>	29%	<u>10,340</u>	29%	<u>10,034</u>	29%
	35,394		35,734		35,581		35,330		35,014	
Full-Time	30,599	86%	31,070	87%	31,102	87%	31,082	88%	31,044	89%
Part-Time	<u>4,795</u>	14%	<u>4,664</u>	13%	<u>4,479</u>	13%	<u>4,248</u>	12%	<u>3,970</u>	11%
	35,394		35,734		35,581		35,330		35,014	

Note: Graduate figures reflect all graduate students, that is, Master's, Doctorate - Research/Scholarship, and Doctorate - Professional Practice students.

**Headcount Enrollment by Level, Residency, and Status
Pittsburgh Campus, Regional Campuses, and University Total
Fall Term 2013**

			Full-Time		Part-Time		Total	
Pittsburgh Campus								
Pittsburgh								
Undergraduate								
Pennsylvania Resident			12,271	70%	1,038	92%	13,309	71%
Out-of-State Residents			<u>5,212</u>	30%	<u>94</u>	8%	<u>5,306</u>	29%
Undergraduate Total			17,483		1,132		18,615	
Graduate								
Pennsylvania Resident			3,023	40%	2,070	85%	5,093	51%
Out-of-State Residents			<u>4,563</u>	60%	<u>378</u>	15%	<u>4,941</u>	49%
Graduate Total			7,586		2,448		10,034	
Pittsburgh								
Pennsylvania Resident			15,294	61%	3,108	87%	18,402	64%
Out-of-State Residents			<u>9,775</u>	39%	<u>472</u>	13%	<u>10,247</u>	36%
Pittsburgh Total			25,069		3,580		28,649	
Regional Campuses								
Johnstown								
Undergraduate								
Pennsylvania Resident			2,619	95%	85	98%	2,704	95%
Out-of-State Residents			<u>134</u>	5%	<u>2</u>	2%	<u>136</u>	5%
Johnstown Total			2,753		87		2,840	
Greensburg								
Undergraduate								
Pennsylvania Resident			1,504	96%	112	99%	1,616	96%
Out-of-State Residents			<u>60</u>	4%	<u>1</u>	1%	<u>61</u>	4%
Greensburg Total			1,564		113		1,677	
Titusville								
Undergraduate								
Pennsylvania Resident			266	90%	70	100%	336	92%
Out-of-State Residents			<u>31</u>	10%	<u>0</u>	0%	<u>31</u>	8%
Titusville Total			297		70		367	
Bradford								
Undergraduate								
Pennsylvania Resident			1,103	81%	113	94%	1,216	82%
Out-of-State Residents			<u>258</u>	19%	<u>7</u>	6%	<u>265</u>	18%
Bradford Total			1,361		120		1,481	
University								
Undergraduate								
Pennsylvania Resident			17,763	76%	1,418	93%	19,181	77%
Out-of-State Residents			<u>5,695</u>	24%	<u>104</u>	7%	<u>5,799</u>	23%
Undergraduate Total			23,458		1,522		24,980	
Graduate								
Pennsylvania Resident			3,023	40%	2,070	85%	5,093	51%
Out-of-State Residents			<u>4,563</u>	60%	<u>378</u>	15%	<u>4,941</u>	49%
Graduate Total			7,586		2,448		10,034	
University								
Pennsylvania Resident			20,786	67%	3,488	88%	24,274	69%
Out-of-State Residents			<u>10,258</u>	33%	<u>482</u>	12%	<u>10,740</u>	31%
University Total			<u>31,044</u>		<u>3,970</u>		<u>35,014</u>	

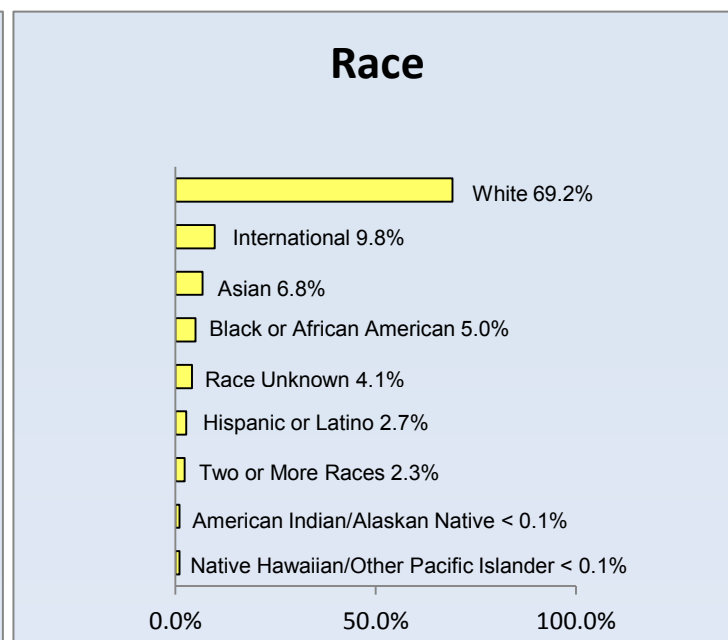
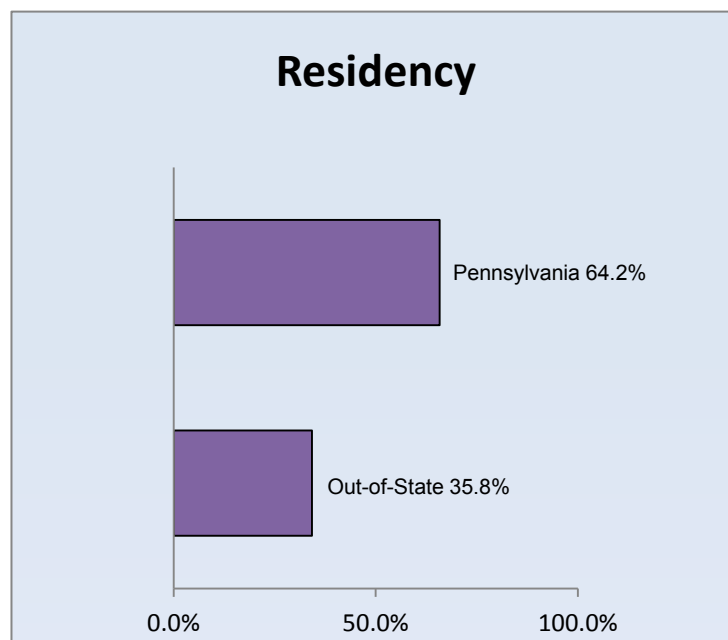
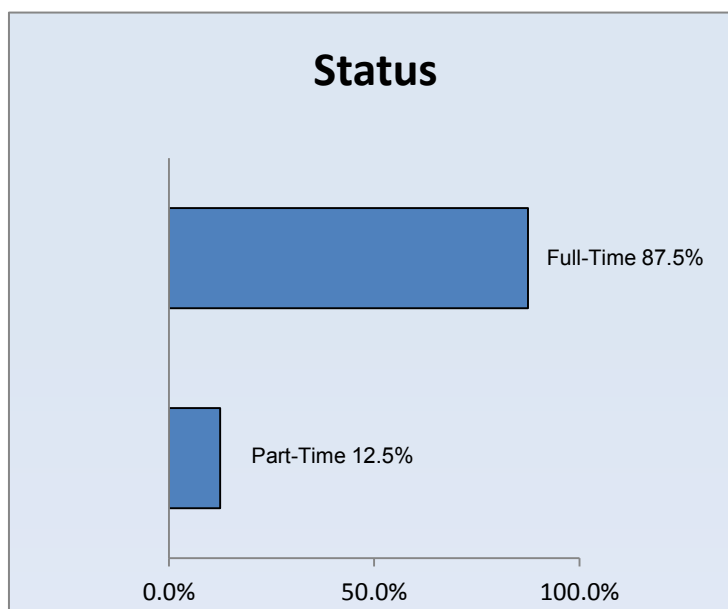

Note: Graduate figures reflect all graduate students, that is, Master's, Doctorate - Research/Scholarship, and Doctorate - Professional Practice students.

Headcount Enrollment by Level, Status, Residency, and Race

Pittsburgh Campus

Fall Term 2013

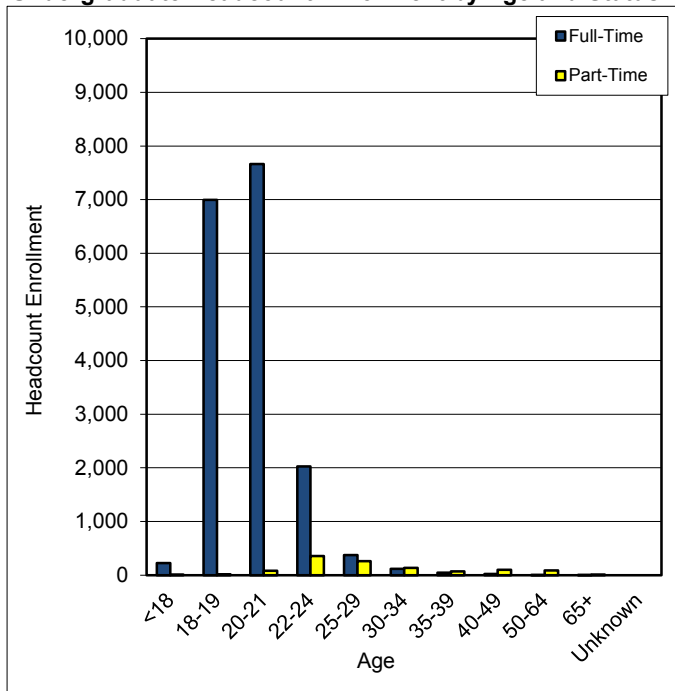
Total Pittsburgh Campus Headcount Enrollment: 28,649



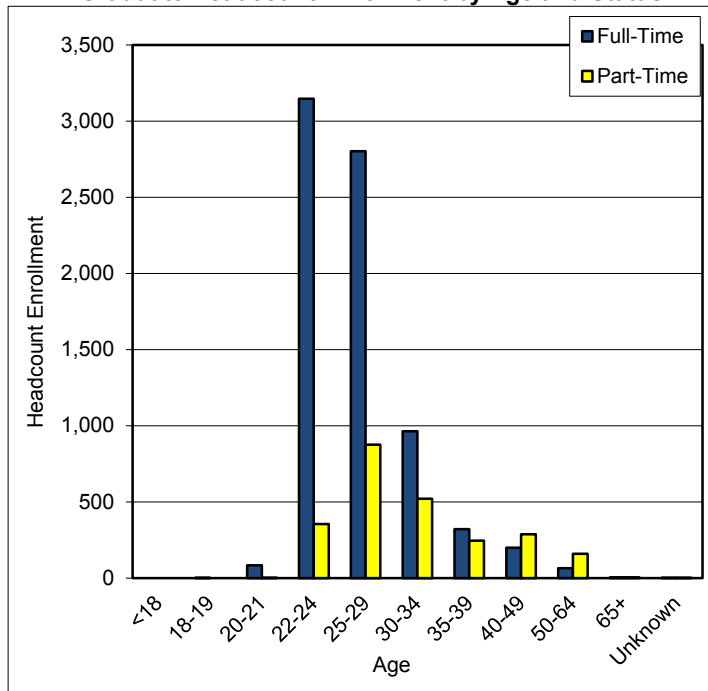
Note: Graduate figures reflect all graduate students, that is, Master's, Doctorate - Research/Scholarship, and Doctorate - Professional Practice students.

Headcount Enrollment by Age, Level, and Status Pittsburgh Campus Fall Term 2013

Undergraduate Headcount Enrollment by Age and Status



Graduate Headcount Enrollment by Age and Status



Age	Undergraduate			Graduate			Total		
	Full-Time	Part-Time	Total	Full-Time	Part-Time	Total	Full-Time	Part-Time	Total
<18	223	12	235	0	0	0	223	12	235
18-19	6,996	18	7,014	1	0	1	6,997	18	7,015
20-21	7,664	80	7,744	83	2	85	7,747	82	7,829
22-24	2,029	356	2,385	3,148	354	3,502	5,177	710	5,887
25-29	374	260	634	2,803	875	3,678	3,177	1,135	4,312
30-34	120	137	257	964	521	1,485	1,084	658	1,742
35-39	44	72	116	320	244	564	364	316	680
40-49	25	100	125	199	288	487	224	388	612
50-64	7	85	92	64	159	223	71	244	315
65+	1	12	13	3	3	6	4	15	19
Unknown	0	0	0	1	2	3	1	2	3
Total	17,483	1,132	18,615	7,586	2,448	10,034	25,069	3,580	28,649
Average Age	20	30	21	27	32	28	22	32	23

Note: Graduate figures reflect all graduate students, that is, Master's, Doctorate - Research/Scholarship, and Doctorate - Professional Practice students.

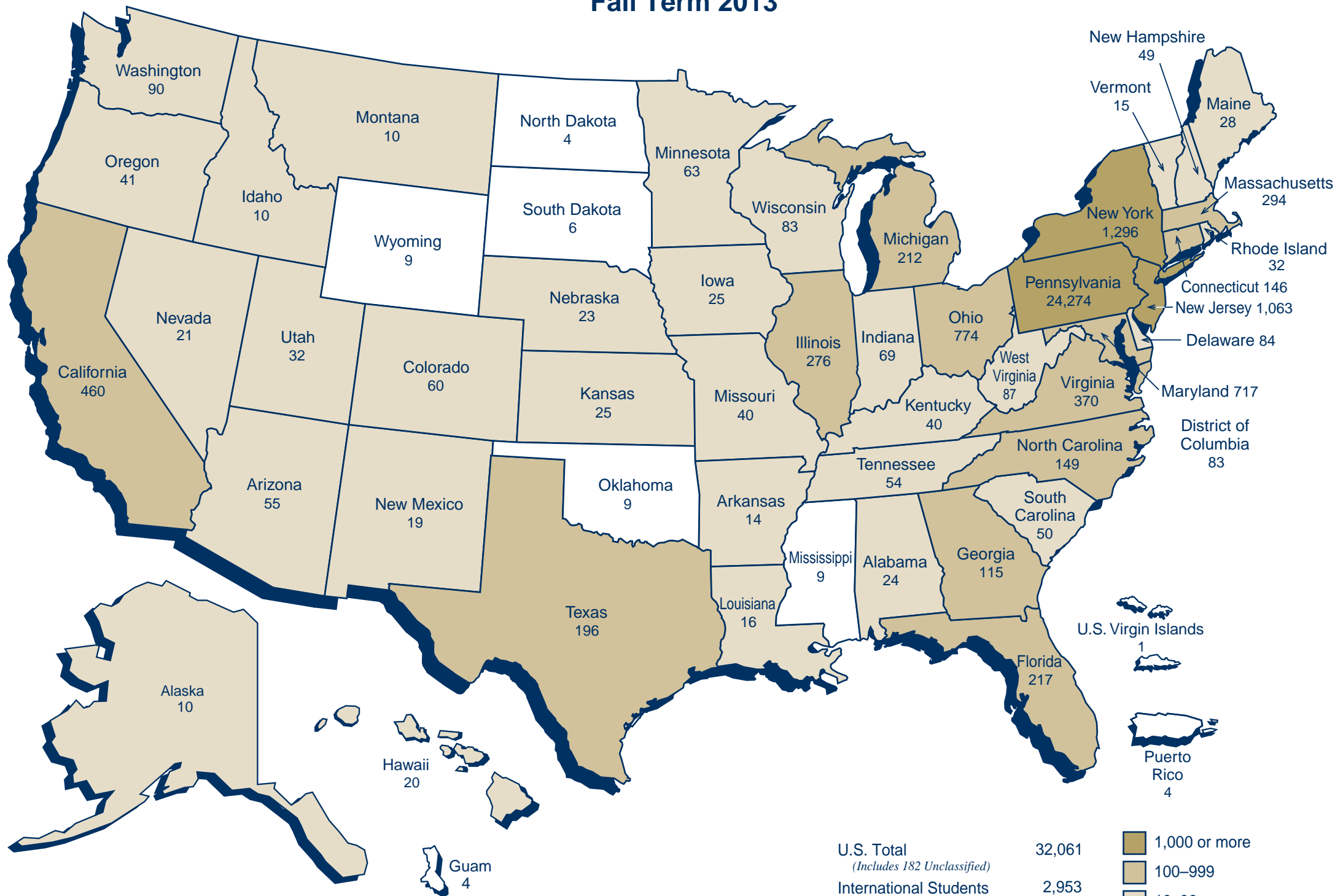
Pennsylvania Students <i>(Includes 178 Unclassified)</i>	24,274	69.3%
Other U.S. Students	7,787	22.2%
International Students	2,953	8.5%
TOTAL	35,014	100.0%



Headcount Enrollment by State or Territory

Total University

Fall Term 2013



Note: Figures include undergraduate, graduate, and doctorate-professional practice students.

Headcount Enrollment of International Students by Country of Origin
Pittsburgh Campus, Regional Campuses, and University Total
Fall Term 2013

	Pittsburgh Campus	Regional Campuses	University Total
Afghanistan	3	1	4
Albania	1	0	1
Argentina	10	1	11
Armenia	1	0	1
Australia	6	0	6
Austria	1	0	1
Bahamas	0	1	1
Bahrain	2	0	2
Bangladesh	7	0	7
Belarus	1	0	1
Belgium	2	1	3
Bolivia	4	0	4
Brazil	49	0	49
Bulgaria	9	0	9
Cameroon	1	0	1
Canada	41	1	42
Chile	14	0	14
China	1,463	97	1,560
Colombia	41	1	42
Costa Rica	5	0	5
Cote D'Ivoire	1	0	1
Croatia	2	0	2
Cyprus	2	1	3
Czech Republic	17	0	17
Dominica	1	0	1
East Timor	1	0	1
Ecuador	9	0	9
Egypt	10	0	10
Estonia	1	0	1
Ethiopia	1	0	1
Finland	2	0	2
France	13	0	13
Gambia	0	1	1
Gaza Strip	2	0	2
Georgia	2	0	2
Germany	24	4	28
Ghana	3	2	5
Greece	3	0	3
Guatemala	2	0	2
Guyana	1	0	1
Honduras	1	0	1
Hong Kong	14	0	14
Hungary	1	0	1
India	283	1	284
Indonesia	15	0	15
Iran	45	0	45
Iraq	1	0	1
Israel	6	0	6
Italy	14	2	16
Jamaica	3	2	5
Jan Mayen	1	0	1
Japan	14	2	16
Jordan	11	1	12
Kazakhstan	9	0	9
Kenya	1	0	1
Korea, Republic of	119	4	123
Kosovo	1	0	1
Kuwait	3	0	3

	Pittsburgh Campus	Regional Campuses	University Total
Kyrgyzstan	2	0	2
Latvia	1	0	1
Lebanon	5	1	6
Liberia	2	0	2
Libya	6	0	6
Macau	2	0	2
Macedonia	1	0	1
Malawi	1	0	1
Malaysia	12	0	12
Mali	1	0	1
Mauritius	1	0	1
Mexico	16	1	17
Moldova	1	0	1
Mongolia	1	0	1
Montenegro	1	0	1
Morocco	1	0	1
Mozambique	1	0	1
Nepal	3	0	3
Netherlands	3	0	3
New Zealand	2	0	2
Nicaragua	2	0	2
Nigeria	24	6	30
Oman	5	0	5
Pakistan	7	0	7
Panama	1	0	1
Paraguay	1	0	1
Peru	16	0	16
Philippines	7	0	7
Poland	8	0	8
Romania	10	0	10
Russia	17	0	17
Saint Lucia	2	0	2
Saudi Arabia	93	2	95
Serbia	5	0	5
Singapore	8	0	8
Slovakia	3	0	3
South Africa	4	0	4
Spain	4	0	4
Sri Lanka	5	0	5
Switzerland	3	1	4
Syria	1	0	1
Taiwan	94	5	99
Thailand	27	0	27
Trinidad and Tobago	3	0	3
Tunisia	1	0	1
Turkey	46	0	46
Uganda	2	0	2
Ukraine	5	0	5
United Arab Emirates	2	0	2
United Kingdom	14	0	14
Uruguay	5	0	5
Uzbekistan	2	1	3
Venezuela	3	0	3
Vietnam	18	1	19
Zimbabwe	1	0	1
Total	<u>2,812</u>	<u>141</u>	<u>2,953</u>

Notes: Across all campuses of the University, the ten countries from which the most international students originate are, in descending order: China, India, Republic of Korea, Taiwan, Saudi Arabia, Brazil, Turkey, Iran, Canada, and Columbia.

Pittsburgh Campus enrollment figures include undergraduate, graduate, and doctorate-professional practice students. Regional campuses enrollment figures include, exclusively, undergraduate students.

Degree and Certificate Programs



Degree and Certificate Programs Offered by School and Degree and Certificate Type Fall Term 2013

School and Program	Undergraduate Certificate	Graduate Certificate	Associate	Baccalaureate	Master's	Doctorate Research/Scholarship	Doctorate Professional Practice
Dietrich School of Arts and Sciences - Humanities							
American Sign Language	CERT						
Arabic Language and Literature	CERT						
Architectural Studies				BA			
Bioethics					MA		
Children's Literature	CERT						
Chinese				BA			
Classics				BA	MA	PhD	
Communication: Rhetoric and Communication				BA	MA	PhD	
Composition, Literacy, and Pedagogy		ADVCTM ADVCTD					
Cultural Studies		ADVCTM ADVCTD					
East Asian Studies					MA		
English					MA MFA	PhD	
English Literature				BA			
English Writing				BA			
Film Studies		ADVCTM ADVCTD		BA	MA	PhD	
French				BA	MA	PhD	
German Language and Cultural Studies				BA			
German Language	CERT						
German Studies					MA	PhD	
German Studies, Interdisciplinary				BA			
Hispanic Language and Literature					MA	PhD	
Hispanic Linguistics					MA	PhD	
History and Philosophy of Science				BA	MA	PhD	
History of Art and Architecture				BA	MA	PhD	
Italian				BA	MA		
Japanese				BA			
Jewish Studies	CERT						
Linguistics				BA	MA	PhD	
Medieval and Renaissance Studies	CERT	ADVCT					
Music				BA	MA	PhD	
Philosophy				BA	MA	PhD	
Polish				BA			
Public and Professional Writing	CERT						
Religion, Cooperative Program in						PhD	
Religious Studies				BA	MA		
Russian				BA			
Slavic Languages and Literatures					MA	PhD	
Slavic Studies				BA			
Spanish				BA			
Studio Arts				BA			
Teaching English to Speakers of Other Languages		ADVCT					
Theatre Arts				BA	MA MFA	PhD	
Dietrich School of Arts and Sciences - Natural Sciences							
Actuarial Mathematics				BS			
Applied Mathematics				BS	MA MS		
Applied Statistics					MA MS		
Astronomy				BA			
Bioinformatics				BS			
Biological Sciences				BS	MS	PhD	
Chemistry				BS	MS	PhD	

Degree and Certificate Programs Offered by School and Degree and Certificate Type Fall Term 2013

School and Program	Undergraduate Certificate	Graduate Certificate	Associate	Baccalaureate	Master's	Doctorate Research/Scholarship	Doctorate Professional Practice
Dietrich School of Arts and Sciences - Natural Sciences (continued)							
Computer Engineering					MS	PhD	
Computer Science				BS	MS	PhD	
Ecology and Evolution				BS			
Environmental Geology				BS			
Environmental Studies				BA			
Geographic Information Systems	CERT				MS		
Geology				BS			
Geology and Planetary Science					MS	PhD	
Intelligent Systems					MS	PhD	
Life Sciences Research	CERT						
Mathematical Biology				BS			
Mathematics				BS	MA MS	PhD	
Mathematics Professional Program					MS		
Mathematics-Economics				BA BS			
Microbiology				BS			
Molecular Biology				BS			
Molecular Biophysics and Structural Biology					MS	PhD	
NanoScience and Engineering	CERT						
Neuroscience				BS	MS	PhD	
Photonics	CERT						
Physics				BS	MS	PhD	
Physics and Astronomy				BS			
Psychology				BS	MS	PhD	
Statistics				BS	MA MS	PhD	
Dietrich School of Arts and Sciences - Social Sciences							
Africana Studies				BA			
Anthropology				BA	MA	PhD	
Economics				BA BS	MA	PhD	
Economics - Statistics				BS			
History				BA	MA	PhD	
History Education					MA		
Political Science				BA BS	MA	PhD	
Sociology				BA	MA	PhD	
Urban Studies				BA			
Dietrich School of Arts and Sciences - Other							
Africana Studies - English				BA			
Business (Dual Major Program)				BA BS			
Computational Modeling and Simulation					MS	PhD	
Conceptual Foundations of Medicine	CERT						
Interdisciplinary Studies				BA BS			
International and Area Studies				BPhil			
Politics - Philosophy				BA			
Study of Women, Gender, and Sexuality	CERT	ADVCTM ADVCTD					

Degree and Certificate Programs Offered by School and Degree and Certificate Type Fall Term 2013

School and Program	Undergraduate Certificate	Graduate Certificate	Associate	Baccalaureate	Master's	Doctorate Research/Scholarship	Doctorate Professional Practice
General Studies							
Accounting	CERT						
Administration of Justice				BA			
Communication	CERT						
Community Health Assessment	CERT						
Corporate/Community Relations	CERT						
Dental Hygiene				BS			
Digital Media	CERT						
Engineering and Technology Management		ADVCT					
Health Services				BA			
Humanities Area				BA			
Leadership	CERT						
Legal Studies				BA			
Liberal Studies				BA			
Managing Health Services Programs and Projects	CERT						
Media and Professional Communications				BA			
National Preparedness and Homeland Security	CERT						
Natural Sciences Area				BS			
Nonprofit Management	CERT						
Public Service				BA			
Self Design				BA BS			
Social Sciences Area				BA			
Statistical Quality Control	CERT						
Study of Women, Gender, and Sexuality	CERT						
Writing	CERT						
Writing for the Professions	CERT						
Honors College							
Bachelor of Philosophy				BPhil			
Katz Graduate School of Business							
Accounting					MS		
Business Administration (11-month MBA Program)					MBA	PhD	
Business Administration (Two-Year MBA Program)					MBA		
Executive MBA Program					MBA		
International Business					MIB		
Management of Information Systems					MS		
Education							
Administrative and Policy Studies					MA MEd	PhD EdD	
Advanced Study in Special Ed. Teacher Prep. Pre K-8		ADVCT					
Applied Behavior Analysis		ADVCT					
Applied Developmental Psychology				BS	MS	PhD	
Autism		ADVCT ADVCTG					
Educational Administration		ADVCT					
Educational Supervision		ADVCT					
Health and Physical Activity				BS	MS	PhD EdD	
Instruction and Learning					MEd MAT	PhD EdD	
Learning Sciences and Policy						PhD	
Orientation and Mobility		ADVCT					
Psychology in Education					MA MS MEd	PhD	
Reading (Specialist)		ADVCT					
Teaching		ADVCT					

Degree and Certificate Programs Offered by School and Degree and Certificate Type Fall Term 2013

School and Program	Undergraduate Certificate	Graduate Certificate	Associate	Baccalaureate	Master's	Doctorate Research/Scholarship	Doctorate Professional Practice
Swanson School of Engineering							
Bioengineering				BSE	MSBENG	PhD	
Chemical Engineering				BSE	MSChE	PhD	
Civil Engineering				BSE	MSCE	PhD	
Civil Engineering and Architectural Studies	CERT						
Computational Modeling and Simulation					MS	PhD	
Computer Engineering				BSE	MSCOE	PhD	
Electrical Engineering				BSE	MSEE	PhD	
Electric Power Engineering		ADVCT ADVCTG ADVCTP					
Energy Resource Utilization	CERT						
Engineering for Humanity	CERT						
Engineering Physics				BSE			
Engineering Science				BSE			
Fessenden Honors Engineering	CERT						
Health Systems Engineering	CERT						
Healthcare Systems Engineering		ADVCTM					
Industrial Engineering				BSE	MSIE	PhD	
Interdisciplinary PhD Program						PhD	
International Engineering Studies	CERT						
Materials Science and Engineering				BSE	MSMSE	PhD	
Mechanical Engineering				BSE	MSME	PhD	
Medical Product Innovation		ADVCT ADVCTG ADVCTP					
Mining Engineering	CERT	ADVCT					
NanoScience and Engineering	CERT						
Nuclear Engineering	CERT	ADVCTM ADVCTD			MSNE		
Petroleum Engineering					MSPE		
Product Realization	CERT						
Supply Chain Management	CERT						
Sustainable Engineering	CERT						
Law							
Civil Litigation		ADVCT					
Disability Legal Studies		ADVCTM					
Environmental Law Science and Policy		ADVCT					
Health Law		ADVCT					
Intellectual Property and Technology Law		ADVCT					
International and Comparative Law		ADVCT			LLM		
Law					MSL	SJD	JD
Public and International Affairs							
Development Planning and Environmental Sustainability					MID		
Energy and Environment					MPA		
Human Security					MPIA MID		
International Political Economy					MPIA		
Non-Government Organizations and Civil Society					MID		
Policy Research and Analysis					MPA		
Public and International Affairs						PhD	
Public and Nonprofit Management					MPA		
Public Policy and Management					MPPM		
Security and Intelligence Studies					MPIA		
Urban and Regional Affairs					MPA		

Degree and Certificate Programs Offered by School and Degree and Certificate Type Fall Term 2013

School and Program	Undergraduate Certificate	Graduate Certificate	Associate	Baccalaureate	Master's	Doctorate Research/Scholarship	Doctorate Professional Practice
Social Work							
Behavioral Health Case Management	CERT						
Gerontology		ADVCT					
Social Work				BASW	MSW	PhD	
Social Work in Labor and Industry	CERT						
Information Sciences							
Information Science		ADVCT		BS	MSIS	PhD	
Library and Information Science		ADVCT			MLIS	PhD	
Telecommunications		ADVCT			MST		
College of Business Administration							
Accounting				BSBA			
Business Information Systems				BSBA			
Finance				BSBA			
Global Management				BSBA			
Human Resources Management				BSBA			
International Business	CERT						
Leadership and Ethics	CERT						
Marketing				BSBA			
Supply Chain Management	CERT			BSBA			
Dental Medicine							
Anesthesiology		ADVCT					
Dental Hygiene	CERT						
Dental Medicine							DMD
Endodontics		ADVCT			MDS		
Maxillofacial Prosthodontics		ADVCT					
Oral and Maxillofacial Pathology		ADVCTM					
Oral Biology					MS	PhD	
Orthodontics and Dentofacial Orthopedics		ADVCT			MDS		
Pediatric Dentistry		ADVCT			MDS		
Periodontics		ADVCT			MDS		
Prosthodontics		ADVCT			MDS		
Nursing							
Acute Care Nurse Practitioner		ADVCTM					
Adult Nurse Practitioner		ADVCTM					
Clinical Nurse Specialist					MSN		DNP
Healthcare Administration		ADVCTM					
Healthcare Genetics		ADVCTM					
Neonatal Nurse Practitioner		ADVCTM					
Nurse Anesthesia					MSN		DNP
Nurse Practitioner					MSN		DNP
Nurse Specialty Role					MSN		DNP
Nursing				BSN		PhD	
Nursing Case Management for Primary Care		ADVCTM					
Nursing - RN to BSN				BSN			
Nursing - RN to MSN				BSN			
Nursing - RN to DNP				BSN			
Nursing Education		ADVCTM					
Nursing Informatics		ADVCTM					
Nursing Research		ADVCTM					
Pediatric Nurse Practitioner		ADVCTM					
Psychiatric Nurse Practitioner		ADVCTM					
Women's Health Nurse Practitioner		ADVCTM					

Degree and Certificate Programs Offered by School and Degree and Certificate Type Fall Term 2013

School and Program	Undergraduate Certificate	Graduate Certificate	Associate	Baccalaureate	Master's	Doctorate Research/Scholarship	Doctorate Professional Practice
Pharmacy							
Pharmaceutical Sciences				BSPS	MS	PhD	
Pharmacy							PharmD
Pharmacy Administration					MS		
Public Health							
Behavioral and Community Health Sciences					MPH	PhD DRPH	
Biostatistics					MS MPH	PhD DRPH	
Community-Based Participatory Research and Practice		ADVCT					
Environmental and Occupational Health					MS MPH	PhD DRPH	
Environmental Health Risk Assessment		ADVCTM					
Epidemiology					MS MPH	PhD DRPH	
Evaluation of Pub Hlth Promotion and Health Ed Programs		ADVCTM ADVCTD					
Genetic Counseling					MS		
Global Health		ADVCT					
Health Equity		ADVCTM					
Health Policy and Management					MHA MPH	PhD	
Health Services Research and Policy						PhD	
Health Systems Leadership and Management		ADVCTD					
Healthcare Systems Engineering		ADVCTM					
Human Genetics					MS	PhD	
Industrial Hygiene		ADVCTM					
Infectious Diseases and Microbiology					MS MPH	PhD DRPH	
LGBT Health and Wellness		ADVCTM					
Management Program for Health Professionals		ADVCTM					
Multidisciplinary MPH Program					MPH		
Occupational Medicine					MPH		
Public Health Genetics		ADVCTM			MPH		
Public Health Preparedness and Disaster Response		ADVCT					
Medicine							
Biomedical Informatics		ADVCT ADVCTM ADVCTD			MS	PhD	
Cell Biology and Molecular Physiology					MS	PhD	
Cellular and Molecular Pathology					MS	PhD	
Clinical and Translational Science						PhD	
Clinical Research		ADVCTM			MS		
Comparative Effectiveness Research		ADVCT					
Computational Biology						PhD	
Immunology					MS	PhD	
Medical Education		ADVCTM			MS		
Medicine							MD
Molecular Biophysics and Structural Biology					MS	PhD	
Molecular Genetics and Developmental Biology					MS	PhD	
Molecular Pharmacology					MS	PhD	
Molecular Virology and Microbiology					MS	PhD	
Neurobiology					MS	PhD	

Degree and Certificate Programs Offered by School and Degree and Certificate Type Fall Term 2013

School and Program	Undergraduate Certificate	Graduate Certificate	Associate	Baccalaureate	Master's	Doctorate Research/Scholarship	Doctorate Professional Practice
Health and Rehabilitation Sciences							
Assistive Technology in Rehabilitation	CERT						
Athletic Training				BS			
Audiology							AuD
Communication Science				BA			
Communication Science and Disorders					MA MS	PhD	
Coordinated Master in Nutrition and Dietetics					MS		
Disability Studies		ADVCT					
Emergency Medicine				BS			
Emergency Medicine in Rehabilitation	CERT						
Health and Rehabilitation Sciences					MS		
Health Information Management				BS			
Nutrition and Dietetics				BS			
Occupational Therapy				BS	MOT		
Pathokinesiology in Rehabilitation	CERT						
Physical Therapy							DPT
Physician Assistant Studies					MS		
Prosthetics and Orthotics					MS		
Psycho-Social Issues in Rehabilitation	CERT						
Rehabilitation Science				BS		PhD	
Rehabilitation Technology		ADVCTM					
Speech-Language Pathology							CSCD
University Center for International Studies							
African Studies	CERT						
Asian Studies	CERT	ADVCT					
Eastern European Studies		ADVCT					
European Union Studies	CERT	ADVCT					
Global Studies	CERT	ADVCT					
Latin American Social and Public Policy		ADVCT					
Latin American Studies	CERT	ADVCT					
Russian and East European Study	CERT						
Russian Studies		ADVCT					
Soviet Studies		ADVCT					
West European Studies	CERT	ADVCT					
University Center for Social and Urban Research							
Gerontology		ADVCT					
Johnstown - Humanities							
American Studies				BA			
Communication				BA			
English Literature				BA			
English: Writing				BA			
Humanities				BA			
Journalism				BA			
Theatre Arts				BA			

Degree and Certificate Programs Offered by School and Degree and Certificate Type Fall Term 2013

School and Program	Undergraduate Certificate	Graduate Certificate	Associate	Baccalaureate	Master's	Doctorate Research/Scholarship	Doctorate Professional Practice
Johnstown - Natural Sciences							
Biochemistry				BS			
Biology				BS			
Chemistry				BS			
Computer Science				BS			
Energy and Earth Resources				BS			
Healthcare				BS			
Mathematics				BS			
Natural Science				BS			
Psychology				BS			
Respiratory Care			AS				
Surgical Technology			AS				
Johnstown - Social Sciences							
Business	CERT			BA			
Economics				BA			
Environmental Studies				BA			
Geographic Information Systems	CERT						
Geography				BA			
History				BA			
International Studies	CERT						
Justice Administration and Criminology				BA			
Political Science				BA			
Social Sciences				BA			
Sociology				BA			
Johnstown - Education							
Early Childhood Education				BS			
Early Childhood Education with Special Education				BA			
Middle Level Education				BS			
Middle Level Education with Special Education				BA			
Secondary Education				BA BS			
Johnstown - Engineering Technology							
Civil Engineering Technology				BSCET			
Computer Engineering Technology				BSCPET			
Electrical Engineering Technology				BSEET			
Mechanical Engineering Technology				BSMET			
Johnstown - Other Programs							
Self Design				BA BS			
Greensburg - Humanities							
Children's Literature	CERT						
Communication: Rhetoric and Communication				BA			
English Literature				BA			
English Writing				BA			
Humanities Area				BA			
Spanish				BA			
Visual and Performing Arts				BA			

Degree and Certificate Programs Offered by School and Degree and Certificate Type Fall Term 2013

School and Program	Undergraduate Certificate	Graduate Certificate	Associate	Baccalaureate	Master's	Doctorate Research/Scholarship	Doctorate Professional Practice
Greensburg - Natural Sciences							
Applied Mathematics				BS			
Biological Sciences				BS			
Chemistry				BS			
Natural Sciences Area				BS			
Psychology				BS			
Greensburg - Behavioral Sciences							
American Studies				BA			
Anthropology				BA			
Criminal Justice				BA			
Gerontology	CERT						
History				BA			
Latin American Studies	CERT						
Management				BS			
Management Information Systems				BS			
Management-Accounting				BS			
Political Science				BA			
Social Sciences Area				BA			
Greensburg - Other Programs							
Early Childhood Education				BS			
Secondary Education				BS			
Self Design				BA BS			
Titusville							
Accounting			AS				
Biological Sciences			AS				
Business			AS				
Business Information Systems			AS				
Computer Technology			AS				
Criminal Justice			AS				
History			AS				
Human Services			AA				
Liberal Arts			AA				
Natural Science			AS				
Nursing			AS				
Physical Therapist Assistant			AS				
Psychology			AS				
Bradford - Humanities							
Broadcast Communications				BA			
Communications				BA			
English				BA			
Interdisciplinary Arts				BA			
Liberal Studies			AA				
Public Relations				BA			
Writing				BA			

Degree and Certificate Programs Offered by School and Degree and Certificate Type Fall Term 2013

School and Program	Undergraduate Certificate	Graduate Certificate	Associate	Baccalaureate	Master's	Doctorate Research/Scholarship	Doctorate Professional Practice
Bradford - Natural Sciences							
Applied Mathematics				BS			
Biology				BS			
Chemistry				BS			
Computer Information Systems and Technology				BA BS			
Environmental Studies				BA			
Information Systems			AS				
Petroleum Technology			AS				
Physical Sciences				BS			
Psychology				BS			
Bradford - Social Sciences							
Accounting				BS			
American Studies				BA			
Business Management				BS			
Criminal Justice				BA			
Economics				BA			
Entrepreneurship				BS			
History - Political Science				BA			
Hospitality Management				BS			
Human Relations				BA			
Social Sciences				BA			
Sociology				BA			
Bradford - Education							
Biology Education 7-12				BS			
Business, Computer and Information Technology K-12				BS			
Chemistry Education 7-12				BS			
Early Level Education (Pre K- 4)				BS			
Elementary Education				BS			
English Education 7-12				BS			
Environmental Education 7-12				BS			
Health and Physical Education				BS			
Mathematics Education 7-12				BS			
Social Studies Education 7-12				BS			
Bradford - Other Programs							
Athletic Training				BS			
Energy Science and Technology				BS			
Engineering Science			AS				
General Studies				BA			
Nursing			AS	BSN			
Radiological Science				BS			
Sport and Recreation Management				BS			
Sports Medicine				BS			

Notes: The degree and certificate programs listed are those which are currently offered.

Application to certain programs and the conferring of specific, non-terminal degrees in these programs are contingent upon departmental guidelines.

CERT and ADVCT denote the undergraduate-level and graduate-level certificates, respectively. ADVCTG, ADVCTM, ADVCTD, and ADVCTP denote the graduate-level, masters-level, doctoral-level and post-professional certificates, respectively.

The Bachelor of Philosophy degree (BPhil) is offered through the Honors College and is available in all baccalaureate programs. As such, it is enumerated only once in this table. The one exception is the Dietrich School of Arts and Sciences degree program, International and Area Studies, in which the sole baccalaureate awarded is the BPhil.

Offered in addition to those programs listed here are the combined major and numerous dual, joint, and cooperative degree programs.

**Number of Degree Programs Offered by Degree Category and Degree Type
Pittsburgh Campus, Regional Campuses, and University Total
Fall Term 2013**

UNIVERSITY DEGREE PROGRAMS, TOTAL			468
PITTSBURGH CAMPUS DEGREE PROGRAMS, TOTAL			345
Baccalaureate Degree Programs, Total			109
Bachelor of Arts	BA		48
Bachelor of Arts in Social Work	BASW		1
Bachelor of Philosophy	BPhil		2
Bachelor of Science	BS		36
Bachelor of Science in Business Administration	BSBA		7
Bachelor of Science in Engineering	BSE		10
Bachelor of Science in Nursing	BSN		4
Bachelor of Science in Pharmaceutical Sciences	BSPS		1
Master's Degree Programs, Total			137
Master of Arts	MA		32
Master of Arts in Teaching	MAT		1
Master of Business Administration	MBA		3
Master of Dental Science	MDS		5
Master of Education	MEd		3
Master of Fine Arts	MFA		2
Master of Health Administration	MHA		1
Master of International Business	MIB		1
Master of International Development	MID		3
Master of Laws	LLM		1
Master of Library and Information Science	MLIS		1
Master of Occupational Therapy	MOT		1
Master of Public Administration	MPA		4
Master of Public Health	MPH		9
Master of Public and International Affairs	MPIA		3
Master of Public Policy and Management	MPPM		1
Master of Science	MS		48
Master of Science in Bioengineering	MSBENG		1
Master of Science in Chemical Engineering	MSChE		1
Master of Science in Civil Engineering	MSCE		1
Master of Science in Computer Engineering	MSCOE		1
Master of Science in Electrical Engineering	MSEE		1
Master of Science in Industrial Engineering	MSIE		1
Master of Science in Information Science	MSIS		1
Master of Science in Materials Science and Engineering	MSMSE		1
Master of Science in Mechanical Engineering	MSME		1
Master of Science in Nuclear Engineering	MSNE		1
Master of Science in Nursing	MSN		4
Master of Science in Petroleum Engineering	MSPE		1
Master of Science in Telecommunications	MST		1
Master of Social Work	MSW		1
Master of Studies in Law	MSL		1
Doctorate - Research/Scholarship Degree Programs, Total			88
Doctor of Education	EdD		3
Doctor of Jurisprudence	SJD		1
Doctor of Philosophy	PhD		79
Doctor of Public Health	DrPH		5

**Number of Degree Programs Offered by Degree Category and Degree Type
Pittsburgh Campus, Regional Campuses, and University Total
Fall Term 2013**

PITTSBURGH CAMPUS (continued)

Doctorate - Professional Practice Degree Programs, Total			11
Doctor of Audiology	AuD		1
Doctor of Clinical Science	CSCD		1
Doctor of Dental Medicine	DMD		1
Doctor of Medicine	MD		1
Doctor of Nursing Practice	DNP		4
Doctor of Pharmacy	PharmD		1
Doctor of Physical Therapy	DPT		1
Juris Doctor	JD		1

REGIONAL CAMPUSES DEGREE PROGRAMS, TOTAL **123**

JOHNSTOWN CAMPUS DEGREE PROGRAMS, TOTAL **39**

Associate Degree Programs, Total **2**

Associate of Science	AS	2
----------------------	----	---

Baccalaureate Degree Programs, Total **37**

Bachelor of Arts	BA	20
Bachelor of Science	BS	13
Bachelor of Science in Civil Engineering Technology	BSCET	1
Bachelor of Science in Computer Engineering Technology	BSCPET	1
Bachelor of Science in Electrical Engineering Technology	BSEET	1
Bachelor of Science in Mechanical Engineering Technology	BSMET	1

GREENSBURG CAMPUS DEGREE PROGRAMS, TOTAL **24**

Baccalaureate Degree Programs, Total **24**

Bachelor of Arts	BA	13
Bachelor of Science	BS	11

TITUSVILLE CAMPUS DEGREE PROGRAMS, TOTAL **13**

Associate Degree Program Total **13**

Associate of Arts	AA	2
Associate of Science	AS	11

BRADFORD CAMPUS DEGREE PROGRAMS, TOTAL **47**

Associate Degree Programs, Total **5**

Associate of Arts	AA	1
Associate of Science	AS	4

Baccalaureate Degree Programs, Total **42**

Bachelor of Arts	BA	16
Bachelor of Science	BS	25
Bachelor of Science in Nursing	BSN	1

Notes: Degree programs enumerated here are those that are currently offered, that is, those to which students can be admitted. Application to certain programs and the subsequent conferring of specific, non-terminal degrees in these programs are contingent upon departmental guidelines.

The Bachelor of Philosophy degree (BPhil) is offered through the Honors College and is available in all baccalaureate programs. As such, it is enumerated only once in this table. The one exception is the Dietrich School of Arts and Sciences degree program, International and Area Studies, in which the sole baccalaureate awarded is the BPhil.

Offered in addition to those programs enumerated here are the combined major and numerous dual, joint and cooperative degree programs.

**Number of Degree Programs Offered by Degree Category and School
Pittsburgh Campus, Regional Campuses, and University Total
Fall Term 2013**

SCHOOL	Associate	Baccalaureate	Master's	Doctorate		Total
				Research/ Scholarship	Professional Practice	
Pittsburgh Campus						
Dietrich School of Arts and Sciences	0	63	48	34	0	145
General Studies	0	12	0	0	0	12
Honors College	0	1	0	0	0	1
Katz Graduate School of Business	0	0	6	1	0	7
Education	0	2	9	9	0	20
Swanson School of Engineering	0	10	11	10	0	31
Law	0	0	2	1	1	4
Public and International Affairs	0	0	11	1	0	12
Social Work	0	1	1	1	0	3
Information Sciences	0	1	3	2	0	6
College of Business Administration	0	7	0	0	0	7
Dental Medicine	0	0	6	1	1	8
Nursing	0	4	4	1	4	13
Pharmacy	0	1	2	1	1	5
Public Health	0	0	16	13	0	29
Medicine	0	0	11	11	1	23
Health and Rehabilitation Sciences	0	7	7	2	3	19
Pittsburgh Campus Total	<u>0</u>	<u>109</u>	<u>137</u>	<u>88</u>	<u>11</u>	<u>345</u>
Regional Campuses						
Johnstown	2	37	0	0	0	39
Greensburg	0	24	0	0	0	24
Titusville	13	0	0	0	0	13
Bradford	5	42	0	0	0	47
Regional Campuses Total	<u>20</u>	<u>103</u>	<u>0</u>	<u>0</u>	<u>0</u>	<u>123</u>
UNIVERSITY TOTAL	<u>20</u>	<u>212</u>	<u>137</u>	<u>88</u>	<u>11</u>	<u>468</u>

Notes: Degree programs enumerated here are those that are currently offered, that is, those to which students can be admitted.

Application to certain programs and the subsequent conferring of specific, non-terminal degrees in these programs are contingent upon departmental guidelines.

The Bachelor of Philosophy degree (BPhil) is offered through the Honors College and is available in all baccalaureate programs. As such, it is enumerated only once in this table. The one exception is the Dietrich School of Arts and Sciences degree program, International and Area Studies, in which the sole baccalaureate awarded is the BPhil.

Offered in addition to those programs enumerated here are the combined major and numerous dual, joint and cooperative degree programs.

**Number of Degrees Conferred by Degree Category and School
Pittsburgh Campus, Regional Campuses, and University Total
Fiscal Year 2009 to 2013**

	2009	2010	2011	2012	2013
DEGREE CATEGORY					
Pittsburgh Campus					
Baccalaureate					
Dietrich School of Arts and Sciences	2,062	2,212	2,185	2,296	2,235
General Studies	299	250	253	275	260
Education	96	113	108	102	87
Swanson School of Engineering	402	396	434	465	472
Social Work	55	37	43	41	36
Information Sciences	51	47	63	66	69
College of Business Administration	537	535	626	543	594
Nursing	154	163	201	203	240
Pharmacy ¹	--	--	81	92	103
Health and Rehabilitation Sciences	200	221	218	211	249
Baccalaureate Total	3,856	3,974	4,212	4,294	4,345
Master's					
Dietrich School of Arts and Sciences	162	151	180	168	150
Katz Graduate School of Business	391	375	410	363	384
Education	365	349	373	401	361
Swanson School of Engineering	93	132	166	189	176
Law ²	8	9	6	11	20
Public and International Affairs	148	184	180	190	166
Social Work	174	227	224	256	204
Information Sciences	252	326	309	283	255
Dental Medicine	1	2	2	6	3
Nursing	81	95	81	103	111
Pharmacy	1	2	6	7	3
Public Health	133	162	126	151	175
Medicine	26	28	20	33	44
Health and Rehabilitation Sciences	158	198	233	223	263
Master's Total	1,993	2,240	2,316	2,384	2,315
Doctorate - Research/Scholarship					
Dietrich School of Arts and Sciences	148	129	167	185	172
Katz Graduate School of Business	11	7	8	11	7
Education	41	35	48	34	54
Swanson School of Engineering	48	52	57	50	58
Public and International Affairs	10	10	7	6	11
Social Work	5	5	5	2	4
Information Sciences	14	9	13	13	5
Nursing ³	14	5	15	12	7
Pharmacy	4	1	3	5	2
Public Health	58	37	53	34	46
Medicine	37	51	55	46	50
Health and Rehabilitation Sciences ⁴	58	59	88	81	19
Doctorate - Research/Scholarship Total	448	400	519	479	435

**Number of Degrees Conferred by Degree Category and School
Pittsburgh Campus, Regional Campuses, and University Total
Fiscal Year 2009 to 2013**

	2009	2010	2011	2012	2013
DEGREE CATEGORY					
Pittsburgh Campus (continued)					
Doctorate - Professional Practice					
Law ²	244	221	262	239	241
Dental Medicine	83	85	80	77	78
Nursing ³	--	--	--	--	20
Pharmacy	100	107	103	109	106
Medicine	147	131	149	155	144
Health and Rehabilitation Sciences ⁴	--	--	--	--	62
Doctorate - Professional Practice Total	574	544	594	580	651
Pittsburgh Campus Total	6,871	7,158	7,641	7,737	7,746
Regional Campuses					
Associate					
Johnstown	15	15	27	15	13
Titusville	54	49	59	70	46
Bradford	52	43	47	45	40
Associate Total	121	107	133	130	99
Baccalaureate					
Johnstown	494	529	489	506	438
Greensburg	285	234	259	287	261
Bradford	238	220	259	289	295
Baccalaureate Total	1,017	983	1,007	1,082	994
Regional Campuses Total	1,138	1,090	1,140	1,212	1,093
UNIVERSITY TOTAL	8,009	8,248	8,781	8,949	8,839

¹Beginning in FY 2011, Pharmacy began awarding the Bachelor of Science in Pharmaceutical Sciences degree to those students who are enrolled in the Doctor of Pharmacy degree program and have completed its pre-professional component.

²Beginning in FY 2013, Master of Laws (LLM) degrees conferred are reported in the Master's category. Prior to FY 2013, these were included in the Doctorate-Professional Practice category.

³Beginning in FY 2013, Doctor of Nursing Practice (DNP) degrees conferred are reported in the Doctorate-Professional Practice category. Prior to FY 2013, these were reported in the Doctorate-Research/Scholarship category.

⁴Beginning in FY 2013, Doctor of Clinical Science (CSCD) degrees conferred are included under the Doctorate-Professional Practice category. Prior to FY 2013, these were reported in the Doctorate-Research/Scholarship category.

Faculty and Staff Information



Full-Time and Part-Time Employees by School and Employee Type Pittsburgh Campus, Regional Campuses, and University Total Fall Term 2013

	Faculty			Research Associates and Postdoctoral Associates			Staff			Total		
	Full-Time	Part-Time	Total	Full-Time	Part-Time	Total	Full-Time	Part-Time	Total	Full-Time	Part-Time	Total
Pittsburgh Campus												
Dietrich School of Arts and Sciences	743	365	1,108	87	6	93	341	24	365	1,171	395	1,566
General Studies	0	5	5	0	0	0	17	0	17	17	5	22
Honors College	0	0	0	1	0	1	12	0	12	13	0	13
Katz Graduate School of Business ¹	85	27	112	0	0	0	97	9	106	182	36	218
Education ²	126	2	128	3	1	4	111	18	129	240	21	261
Swanson School of Engineering	150	14	164	51	2	53	111	2	113	312	18	330
Law	46	4	50	0	0	0	37	3	40	83	7	90
Public and International Affairs	32	6	38	0	0	0	24	4	28	56	10	66
Social Work	33	51	84	3	1	4	99	2	101	135	54	189
Information Sciences	30	11	41	0	0	0	19	1	20	49	12	61
Dental Medicine	86	94	180	9	0	9	182	8	190	277	102	379
Nursing	87	10	97	1	1	2	77	15	92	165	26	191
Pharmacy	73	15	88	15	0	15	60	3	63	148	18	166
Public Health	163	19	182	23	0	23	370	33	403	556	52	608
Medicine	2,251	97	2,348	581	9	590	1,502	105	1,607	4,334	211	4,545
Health and Rehabilitation Sciences	120	6	126	9	0	9	60	2	62	189	8	197
Other Areas ³	<u>109</u>	<u>14</u>	<u>123</u>	<u>47</u>	<u>5</u>	<u>52</u>	<u>3,149</u>	<u>122</u>	<u>3,271</u>	<u>3,305</u>	<u>141</u>	<u>3,446</u>
Pittsburgh Campus Total	4,134	740	4,874	830	25	855	6,268	351	6,619	11,232	1,116	12,348
Regional Campuses												
Johnstown	134	13	147	0	0	0	185	7	192	319	20	339
Greensburg	80	20	100	0	0	0	101	1	102	181	21	202
Titusville	26	18	44	0	0	0	35	4	39	61	22	83
Bradford	<u>76</u>	<u>22</u>	<u>98</u>	<u>0</u>	<u>0</u>	<u>0</u>	<u>121</u>	<u>9</u>	<u>130</u>	<u>197</u>	<u>31</u>	<u>228</u>
Regional Campuses Total	<u>316</u>	<u>73</u>	<u>389</u>	<u>0</u>	<u>0</u>	<u>0</u>	<u>442</u>	<u>21</u>	<u>463</u>	<u>758</u>	<u>94</u>	<u>852</u>
University Total	<u>4,450</u>	<u>813</u>	<u>5,263</u>	<u>830</u>	<u>25</u>	<u>855</u>	<u>6,710</u>	<u>372</u>	<u>7,082</u>	<u>11,990</u>	<u>1,210</u>	<u>13,200</u>

¹Includes the College of Business Administration.

²Figures do not include employees in the responsibility center entitled Education-University Service Programs.

³Other Areas include the following responsibility centers: Office of the Chancellor, Office of the Provost and Senior Vice Chancellor, Senior Vice Chancellor for Health Sciences, Office of the Vice Chancellor for Institutional Advancement, Executive Vice Chancellor, Office of the Chief Financial Officer, Human Resources, Business Operations, Secretary of the Board of Trustees, General Counsel, Student Affairs, Computing Services and Systems Development, University Center for International Studies, Pittsburgh Cancer Institute, Education-University Service Programs, University Library System, Facilities Management, Learning Research and Development Center, Athletics, University Center for Social and Urban Research, Research Conduct and Compliance, and School of Medicine Division Administration.

Note: Figures include regular full-time and regular part-time employees. Individuals employed on a temporary full-time or temporary part-time basis are not included.

Full-Time Employees by Race and Sex
Pittsburgh Campus, Regional Campuses, and University Total
Fall Term 2013

		Black or African American	American Indian or Alaskan Native	Asian	Native Hawaiian or Other Pacific Islander	Hispanic	White	Two or More Races	Race Unknown	Total
Pittsburgh Campus Faculty	Male	51	1	491	4	71	1,851	4	4	2,477
	Female	<u>50</u>	<u>1</u>	<u>266</u>	<u>1</u>	<u>56</u>	<u>1,277</u>	<u>2</u>	<u>4</u>	<u>1,657</u>
	Total	101	2	757	5	127	3,128	6	8	4,134
Research Associates and Postdoctoral Associates	Male	2	2	269	1	12	177	1	4	468
	Female	<u>6</u>	<u>2</u>	<u>145</u>	<u>1</u>	<u>17</u>	<u>180</u>	<u>2</u>	<u>9</u>	<u>362</u>
	Total	8	4	414	2	29	357	3	13	830
Staff	Male	269	1	111	7	23	2,012	9	19	2,451
	Female	<u>324</u>	<u>5</u>	<u>211</u>	<u>1</u>	<u>35</u>	<u>3,206</u>	<u>21</u>	<u>14</u>	<u>3,817</u>
	Total	593	6	322	8	58	5,218	30	33	6,268
Pittsburgh Total	Male	322	4	871	12	106	4,040	14	27	5,396
	Female	<u>380</u>	<u>8</u>	<u>622</u>	<u>3</u>	<u>108</u>	<u>4,663</u>	<u>25</u>	<u>27</u>	<u>5,836</u>
	Total	702	12	1,493	15	214	8,703	39	54	11,232
<hr/>										
Johnstown Faculty	Male	3	1	3	0	1	68	0	0	76
	Female	<u>1</u>	<u>0</u>	<u>5</u>	<u>0</u>	<u>0</u>	<u>52</u>	<u>0</u>	<u>0</u>	<u>58</u>
	Total	4	1	8	0	1	120	0	0	134
Staff	Male	3	0	0	0	0	85	0	0	88
	Female	<u>0</u>	<u>0</u>	<u>1</u>	<u>0</u>	<u>0</u>	<u>96</u>	<u>0</u>	<u>0</u>	<u>97</u>
	Total	3	0	1	0	0	181	0	0	185
Johnstown Total	Male	6	1	3	0	1	153	0	0	164
	Female	<u>1</u>	<u>0</u>	<u>6</u>	<u>0</u>	<u>0</u>	<u>148</u>	<u>0</u>	<u>0</u>	<u>155</u>
	Total	7	1	9	0	1	301	0	0	319
<hr/>										
Greensburg Faculty	Male	1	0	1	0	1	34	0	0	37
	Female	<u>1</u>	<u>0</u>	<u>3</u>	<u>0</u>	<u>3</u>	<u>36</u>	<u>0</u>	<u>0</u>	<u>43</u>
	Total	2	0	4	0	4	70	0	0	80
Staff	Male	3	0	0	0	0	39	0	0	42
	Female	<u>0</u>	<u>0</u>	<u>1</u>	<u>0</u>	<u>0</u>	<u>58</u>	<u>0</u>	<u>0</u>	<u>59</u>
	Total	3	0	1	0	0	97	0	0	101
Greensburg Total	Male	4	0	1	0	1	73	0	0	79
	Female	<u>1</u>	<u>0</u>	<u>4</u>	<u>0</u>	<u>3</u>	<u>94</u>	<u>0</u>	<u>0</u>	<u>102</u>
	Total	5	0	5	0	4	167	0	0	181
<hr/>										
Titusville Faculty	Male	0	0	2	0	0	10	0	0	12
	Female	<u>1</u>	<u>0</u>	<u>0</u>	<u>0</u>	<u>0</u>	<u>13</u>	<u>0</u>	<u>0</u>	<u>14</u>
	Total	1	0	2	0	0	23	0	0	26
Staff	Male	1	0	0	0	0	14	0	0	15
	Female	<u>0</u>	<u>0</u>	<u>0</u>	<u>0</u>	<u>0</u>	<u>20</u>	<u>0</u>	<u>0</u>	<u>20</u>
	Total	1	0	0	0	0	34	0	0	35
Titusville Total	Male	1	0	2	0	0	24	0	0	27
	Female	<u>1</u>	<u>0</u>	<u>0</u>	<u>0</u>	<u>0</u>	<u>33</u>	<u>0</u>	<u>0</u>	<u>34</u>
	Total	2	0	2	0	0	57	0	0	61

**Full-Time Employees by Race and Sex
Pittsburgh Campus, Regional Campuses, and University Total
Fall Term 2013**

		Black or African American	American Indian or Alaskan Native	Asian	Native Hawaiian or Other Pacific Islander	Hispanic	White	Two or More Races	Race Unknown	Total
Bradford Faculty	Male	3	0	6	0	0	38	0	0	47
	Female	<u>0</u>	<u>0</u>	<u>1</u>	<u>0</u>	<u>1</u>	<u>27</u>	<u>0</u>	<u>0</u>	<u>29</u>
	Total	3	0	7	0	1	65	0	0	76
Staff	Male	1	0	1	0	0	46	0	0	48
	Female	<u>1</u>	<u>0</u>	<u>0</u>	<u>0</u>	<u>1</u>	<u>71</u>	<u>0</u>	<u>0</u>	<u>73</u>
	Total	2	0	1	0	1	117	0	0	121
Bradford Total										
	Male	4	0	7	0	0	84	0	0	95
	Female	<u>1</u>	<u>0</u>	<u>1</u>	<u>0</u>	<u>2</u>	<u>98</u>	<u>0</u>	<u>0</u>	<u>102</u>
		5	0	8	0	2	182	0	0	197
<hr/>										
Regional Campuses										
Faculty	Male	7	1	12	0	2	150	0	0	172
	Female	<u>3</u>	<u>0</u>	<u>9</u>	<u>0</u>	<u>4</u>	<u>128</u>	<u>0</u>	<u>0</u>	<u>144</u>
	Total	10	1	21	0	6	278	0	0	316
Staff	Male	8	0	1	0	0	184	0	0	193
	Female	<u>1</u>	<u>0</u>	<u>2</u>	<u>0</u>	<u>1</u>	<u>245</u>	<u>0</u>	<u>0</u>	<u>249</u>
	Total	9	0	3	0	1	429	0	0	442
Regional Campuses Total										
	Male	15	1	13	0	2	334	0	0	365
	Female	<u>4</u>	<u>0</u>	<u>11</u>	<u>0</u>	<u>5</u>	<u>373</u>	<u>0</u>	<u>0</u>	<u>393</u>
		19	1	24	0	7	707	0	0	758
<hr/>										
University										
Faculty	Male	58	2	503	4	73	2,001	4	4	2,649
	Female	<u>53</u>	<u>1</u>	<u>275</u>	<u>1</u>	<u>60</u>	<u>1,405</u>	<u>2</u>	<u>4</u>	<u>1,801</u>
	Total	111	3	778	5	133	3,406	6	8	4,450
Research Associates and Postdoctoral Associates	Male	2	2	269	1	12	177	1	4	468
	Female	<u>6</u>	<u>2</u>	<u>145</u>	<u>1</u>	<u>17</u>	<u>180</u>	<u>2</u>	<u>9</u>	<u>362</u>
	Total	8	4	414	2	29	357	3	13	830
Staff	Male	277	1	112	7	23	2,196	9	19	2,644
	Female	<u>325</u>	<u>5</u>	<u>213</u>	<u>1</u>	<u>36</u>	<u>3,451</u>	<u>21</u>	<u>14</u>	<u>4,066</u>
	Total	602	6	325	8	59	5,647	30	33	6,710
University Total										
	Male	337	5	884	12	108	4,374	14	27	5,761
	Female	<u>384</u>	<u>8</u>	<u>633</u>	<u>3</u>	<u>113</u>	<u>5,036</u>	<u>25</u>	<u>27</u>	<u>6,229</u>
	Total	<u>721</u>	<u>13</u>	<u>1,517</u>	<u>15</u>	<u>221</u>	<u>9,410</u>	<u>39</u>	<u>54</u>	<u>11,990</u>

Note: Figures include regular full-time employees. Individuals employed on a temporary full-time basis are not included.

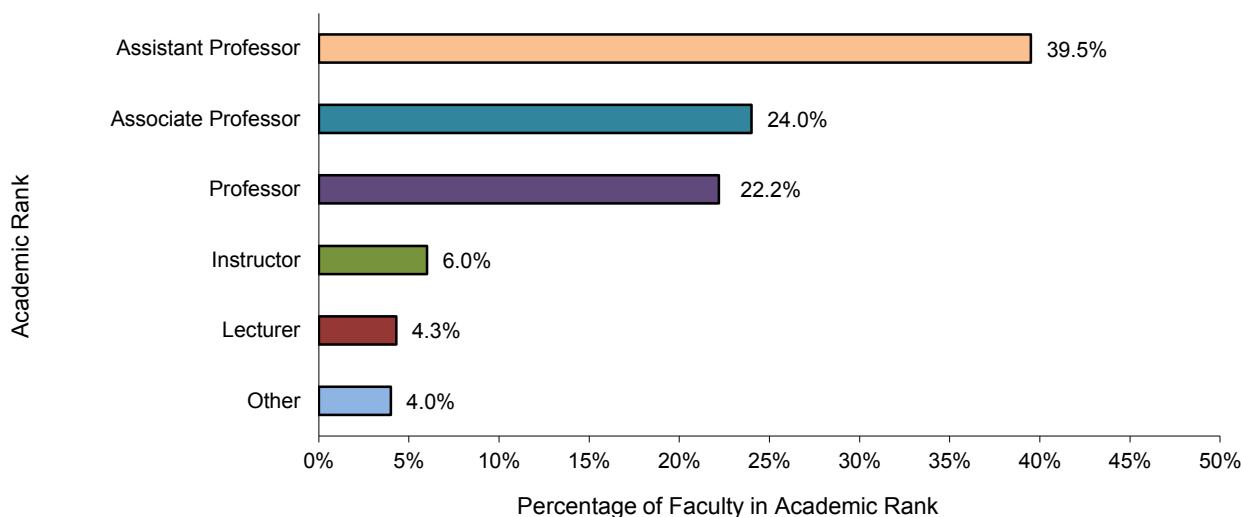
Selected Characteristics of Full-Time Employees

Total University Fall Term 2013

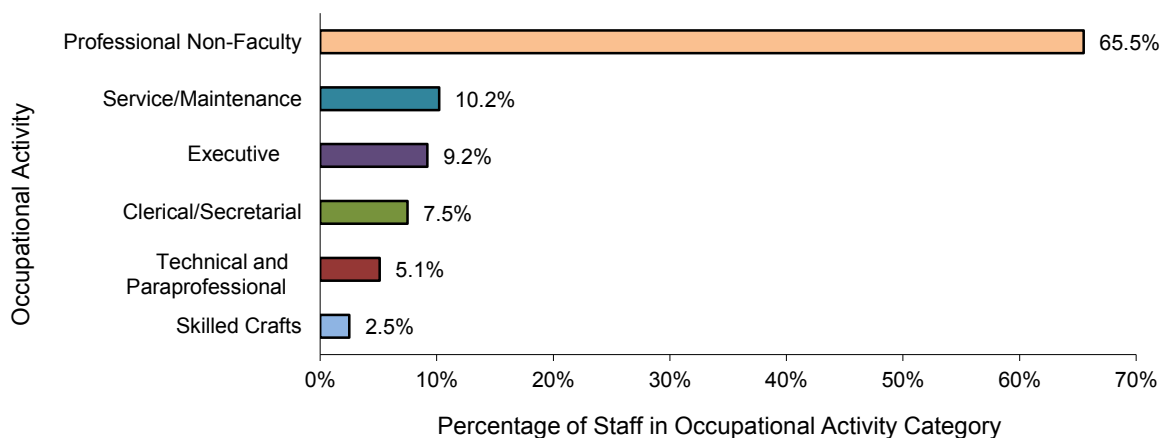
Number of Full-Time Employees by Employee Type

Faculty	4,450	37.1%
Research/Post Doctoral Associates	830	6.9%
Staff	<u>6,710</u>	56.0%
Total	<u>11,990</u>	100.0%

Faculty by Academic Rank



Staff by Occupational Activity Category



Notes: The charts shown on this page provide faculty and staff details, ranks and occupational activity categories, respectively. Figures include regular full-time employees. Individuals employed on a temporary basis are not included.

**Full-Time Faculty by School and Academic Rank
Pittsburgh Campus, Regional Campuses, and University Total
Fall Term 2013**

	Professor	Associate Professor	Assistant Professor	Instructor	Lecturer	Other¹	Total
Pittsburgh Campus							
Dietrich School of Arts and Sciences	218	146	160	41	175	3	743
Katz Graduate School of Business ²	33	20	26	1	4	1	85
Education ³	18	28	31	2	0	47	126
Swanson School of Engineering	46	50	49	0	2	3	150
Law	23	10	6	1	0	6	46
Public and International Affairs	9	9	12	0	2	0	32
Social Work	4	11	15	0	3	0	33
Information Sciences	8	12	8	0	2	0	30
Dental Medicine	11	22	44	9	0	0	86
Nursing	14	16	51	6	0	0	87
Pharmacy	16	19	34	3	0	1	73
Public Health	37	44	76	4	0	2	163
Medicine	505	549	1,076	99	0	22	2,251
Health and Rehabilitation Sciences	16	21	54	29	0	0	120
Other Areas ⁴	<u>4</u>	<u>2</u>	<u>4</u>	<u>8</u>	<u>0</u>	<u>91</u>	<u>109</u>
Pittsburgh Campus Total	962	959	1,646	203	188	176	4,134
Regional Campuses							
Johnstown	11	46	45	31	1	0	134
Greensburg	5	31	29	15	0	0	80
Titusville	2	6	9	9	0	0	26
Bradford	<u>11</u>	<u>25</u>	<u>30</u>	<u>9</u>	<u>1</u>	<u>0</u>	<u>76</u>
Regional Campuses Total	29	108	113	64	2	0	316
University Total	<u>991</u>	<u>1,067</u>	<u>1,759</u>	<u>267</u>	<u>190</u>	<u>176</u>	<u>4,450</u>

¹Includes faculty whose a primary job classification does not correspond to a particular academic rank, such as Librarian or Teacher.

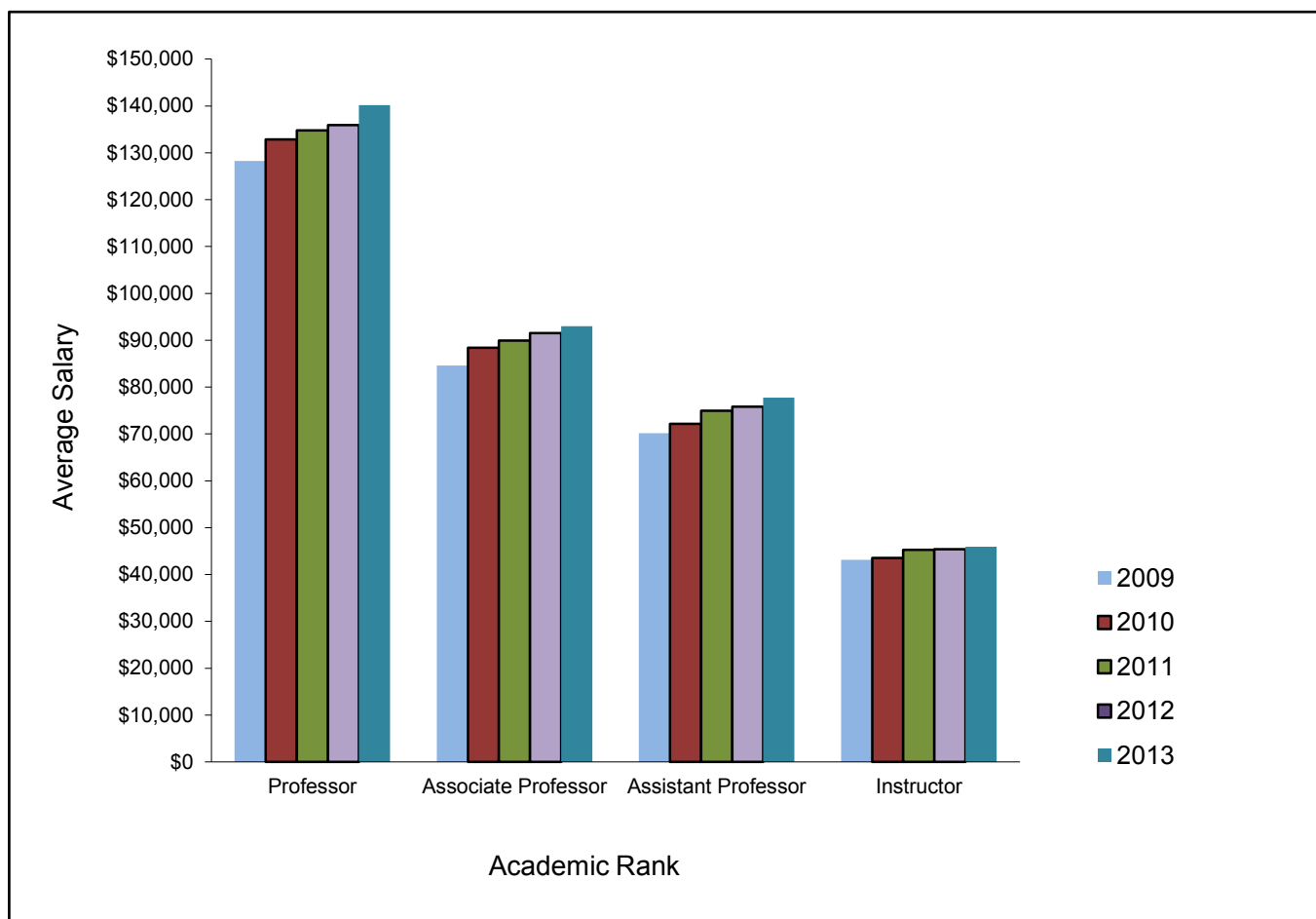
²Includes the College of Business Administration.

³Figures do not include faculty in the responsibility center entitled Education-University Service Programs.

⁴Includes the following responsibility centers: Office of the Chancellor, Office of the Provost and Senior Vice Chancellor, Senior Vice Chancellor for Health Sciences, University Center for International Studies, Education-University Service Programs, University Library System, and School of Medicine Division Administration.

Note: Figures include regular full-time employees. Individuals employed on a temporary full-time basis are not included.

**Average Salary of Full-Time Instructional Faculty by Academic Rank
Pittsburgh Campus
Fall Term 2009-2013**



Fall Term	Professor	Associate Professor	Assistant Professor	Instructor
2009	\$128,273	\$84,574	\$70,142	\$43,170
2010	132,849	88,372	72,169	43,555
2011	134,814	89,957	74,957	45,281
2012	135,920	91,511	75,815	45,380
2013	140,175	93,002	77,780	45,939

Note: Salary figures reflect only those faculty included by definition in the American Association of University Professors (AAUP) instructional faculty salary report: *Annual Faculty Compensation Survey*. All twelve-month contract salaries have been converted to a nine-month equivalent by using a factor of 9/11 (.818181). All other contract salaries are unadjusted.

**Full-Time Faculty by School and Highest Earned Degree
Pittsburgh Campus, Regional Campuses, and University Total
Fall Term 2013**

	Bachelor's	Master's ¹	Doctoral							Total
			PhD/ScD/EdD	DMD	MD	JD	DO	DVM	Other Prof.	
Pittsburgh Campus										
Dietrich School of Arts and Sciences	8	100	632	0	2	1	0	0	0	743
Katz Graduate School of Business ²	0	12	73	0	0	0	0	0	0	85
Education ³	4	42	79	0	0	1	0	0	0	126
Swanson School of Engineering	1	2	146	0	1	0	0	0	0	150
Law	0	5	3	0	0	38	0	0	0	46
Public and International Affairs	0	1	30	0	0	1	0	0	0	32
Social Work	0	12	21	0	0	0	0	0	0	33
Information Sciences	0	4	26	0	0	0	0	0	0	30
Dental Medicine	2	4	26	49	4	0	0	0	1	86
Nursing	1	7	73	0	0	0	0	0	6	87
Pharmacy	2	2	41	0	1	0	0	0	27	73
Public Health	0	4	136	0	18	5	0	0	0	163
Medicine	6	11	715	2	1,480	0	25	4	8	2,251
Health and Rehabilitation Sciences	8	33	75	0	0	0	0	0	4	120
Other Areas ⁴	<u>3</u>	<u>85</u>	<u>12</u>	<u>0</u>	<u>1</u>	<u>0</u>	<u>0</u>	<u>8</u>	<u>0</u>	<u>109</u>
Pittsburgh Campus Total	35	324	2,088	51	1,507	46	25	12	46	4,134
Regional Campuses										
Johnstown	5	43	86	0	0	0	0	0	0	134
Greensburg	3	19	57	0	0	0	0	0	1	80
Titusville	1	13	12	0	0	0	0	0	0	26
Bradford	<u>2</u>	<u>22</u>	<u>52</u>	<u>0</u>	<u>0</u>	<u>0</u>	<u>0</u>	<u>0</u>	<u>0</u>	<u>76</u>
Regional Campuses Total	11	97	207	0	0	0	0	0	<u>1</u>	316
University Total	<u>46</u>	<u>421</u>	<u>2,295</u>	<u>51</u>	<u>1,507</u>	<u>46</u>	<u>25</u>	<u>12</u>	<u>47</u>	<u>4,450</u>

¹In some disciplines, the master's degree is considered to be the terminal degree.

²Includes the College of Business Administration.

³Figures do not include faculty in the responsibility center entitled Education-University Service Programs.

⁴Other Areas include the following responsibility centers: Office of the Chancellor, Office of the Provost and Senior Vice Chancellor, Senior Vice Chancellor for Health Sciences, University Center for International Studies, Education-University Service Programs, University Library System, and School of Medicine Division Administration.

Note: Figures include regular full-time employees. Individuals employed on a temporary full-time basis are not included.

**Full-Time Faculty by School and Tenure Status
Pittsburgh Campus, Regional Campuses, and University Total
Fall Term 2013**

	Tenured		Tenure Stream		Non-Tenured and Non-Tenure Stream		Total
Pittsburgh Campus							
Dietrich School of Arts and Sciences	355	47.8%	127	17.1%	261	35.1%	743
Katz Graduate School of Business ¹	42	49.4%	11	12.9%	32	37.6%	85
Education ²	35	27.8%	16	12.7%	75	59.5%	126
Swanson School of Engineering	86	57.3%	27	18.0%	37	24.7%	150
Law	23	50.0%	3	6.5%	20	43.5%	46
Public and International Affairs	16	50.0%	9	28.1%	7	21.9%	32
Social Work	14	42.4%	3	9.1%	16	48.5%	33
Information Sciences	19	63.3%	7	23.3%	4	13.3%	30
Dental Medicine	10	11.6%	7	8.1%	69	80.2%	86
Nursing	18	20.7%	15	17.2%	54	62.1%	87
Pharmacy	15	20.5%	7	9.6%	51	69.9%	73
Public Health	46	28.2%	15	9.2%	102	62.6%	163
Medicine	434	19.3%	178	7.9%	1,639	72.8%	2,251
Health and Rehabilitation Sciences	22	18.3%	5	4.2%	93	77.5%	120
Other Areas ³	<u>3</u>	<u>2.8%</u>	<u>0</u>	<u>0.0%</u>	<u>106</u>	<u>97.2%</u>	<u>109</u>
Pittsburgh Campus Total	1,138	27.5%	430	10.4%	2,566	62.1%	4,134
Regional Campuses							
Johnstown	56	41.8%	29	21.6%	49	36.6%	134
Greensburg	33	41.3%	10	12.5%	37	46.3%	80
Titusville	6	23.1%	0	0.0%	20	76.9%	26
Bradford	<u>35</u>	<u>46.1%</u>	<u>11</u>	<u>14.5%</u>	<u>30</u>	<u>39.5%</u>	<u>76</u>
Regional Campuses Total	130	41.1%	50	15.8%	136	43.0%	316
University Total	<u>1,268</u>	<u>28.5%</u>	<u>480</u>	<u>10.8%</u>	<u>2,702</u>	<u>60.7%</u>	<u>4,450</u>

¹Includes the College of Business Administration.

²Figures do not include faculty in the responsibility center entitled Education-University Service Programs.

³Other Areas include the following responsibility centers: Office of the Chancellor, Office of the Provost and Senior Vice Chancellor, Senior Vice Chancellor for Health Sciences, Student Affairs, University Center for International Studies, Education-University Service Programs, University Library System, and School of Medicine Division Administration.

Notes: Figures include regular full-time employees. Individuals employed on a temporary full-time basis are not included.
Due to rounding, percentages shown may not add to 100%.

**Full-Time and Part-Time Research Associates, Postdoctoral Associates, and Postdoctoral Scholars
Pittsburgh Campus
Fall Term 2013**

	Research Associates			Postdoctoral Associates			Total Research and Postdoctoral Associates¹			Postdoctoral Scholars			Total		
	Full-Time	Part-Time	Total	Full-Time	Part-Time	Total	Full-Time	Part-Time	Total	Full-Time	Part-Time	Total	Full-Time	Part-Time	Total
Pittsburgh Campus															
Dietrich School of Arts and Sciences	12	1	13	75	5	80	87	6	93	5	0	5	92	6	98
Honors College	1	0	1	0	0	0	1	0	1	0	0	0	1	0	1
Education	2	1	3	1	0	1	3	1	4	0	0	0	3	1	4
Swanson School of Engineering	4	0	4	47	2	49	51	2	53	4	0	4	55	2	57
Social Work	1	1	2	2	0	2	3	1	4	0	0	0	3	1	4
Dental Medicine	3	0	3	6	0	6	9	0	9	1	0	1	10	0	10
Nursing	1	1	2	0	0	0	1	1	2	4	0	4	5	1	6
Pharmacy	2	0	2	13	0	13	15	0	15	1	0	1	16	0	16
Public Health	6	0	6	17	0	17	23	0	23	6	0	6	29	0	29
Medicine	253	6	259	328	3	331	581	9	590	150	1	151	731	10	741
Health and Rehabilitation Sciences	0	0	0	9	0	9	9	0	9	1	0	1	10	0	10
Others Areas²															
Office of the Provost	0	0	0	2	0	2	2	0	2	0	0	0	2	0	2
University Center for International Studies	3	0	3	2	0	2	5	0	5	0	0	0	5	0	5
Learning Research and Development Center	28	4	32	9	0	9	37	4	41	0	0	0	37	4	41
University Center for Social and Urban Research	2	1	3	0	0	0	2	1	3	0	0	0	2	1	3
School of Medicine - Division Administration	0	0	0	1	0	1	1	0	1	0	0	0	1	0	1
Pittsburgh Campus Total	<u>318</u>	<u>15</u>	<u>333</u>	<u>512</u>	<u>10</u>	<u>522</u>	<u>830</u>	<u>25</u>	<u>855</u>	<u>172</u>	<u>1</u>	<u>173</u>	<u>1,002</u>	<u>26</u>	<u>1,028</u>

¹In this table, figures for Research Associates and Postdoctoral Associates are summed to reflect their commonality as University of Pittsburgh employees. Individuals classified as Postdoctoral Scholars, while similarly involved in postdoctoral activities, are not considered University employees.

Note: There are no Research Associates, Postdoctoral Associates, or Postdoctoral Scholars at the regional campuses.



Financial Information

Consolidated Statements of Activities

Fiscal Year 2012 to 2014

	2012 Actual	2013 Actual	2014 Budget
OPERATING REVENUES			
Tuition and Fees	\$682,545	\$703,914	\$730,697
Tuition Discounts	(157,468)	(158,216)	(164,939)
Net Tuition and Fees	525,077	545,698	565,758
Commonwealth Appropriation	137,649	144,308	147,797
Commonwealth Construction Grants	38,019	43,996	43,946
Grants and Contracts	730,085	738,502	705,247
Grants and Contracts - ARRA	50,320	20,890	5,818
Contributions for Operations ¹	43,248	37,359	43,044
Investment Income - Operating Investments ¹	13,679	8,532	7,422
Endowment Distributions for Operations ¹	82,595	87,513	92,544
Sales and Services, Rental Revenue, and Other	356,198	359,033	368,873
TOTAL OPERATING REVENUES	<u>\$1,976,870</u>	<u>\$1,985,831</u>	<u>\$1,980,449</u>
OPERATING EXPENSES			
See these figures expressed as functional expenses below.			
Salaries and Wages	\$869,173	\$867,745	\$859,612
Fringe Benefits	266,108	264,221	270,960
Total Compensation	1,135,281	1,131,966	1,130,572
Supplies	114,140	107,384	107,242
Business and Professional	300,322	297,487	292,368
Utilities	47,536	47,093	46,972
Maintenance and Facilities	44,906	43,248	45,590
Depreciation	145,716	151,542	163,152
Interest	46,631	44,784	42,480
Other	54,598	57,216	60,850
TOTAL OPERATING EXPENSES	<u>\$1,889,130</u>	<u>\$1,880,720</u>	<u>\$1,889,226</u>
CHANGE IN NET ASSETS FROM OPERATING ACTIVITIES	\$87,740	\$105,111	\$91,223
OTHER ACTIVITIES²			
Investment Gains (Losses), net of Endowment			
Distributions for Operations ¹	(40,699)	187,018	n/a
Contributions for Endowment ¹	35,790	26,015	n/a
Change in Fair Value of Interest Rate Swaps	(61,629)	41,166	n/a
Nonperiodic Changes in Benefit Plans	(111,750)	43,398	n/a
TOTAL OTHER ACTIVITIES	<u>(\$178,288)</u>	<u>\$297,597</u>	<u>n/a</u>
CHANGE IN NET ASSETS	(\$90,548)	\$402,708	\$91,223
NET ASSETS, BEGINNING OF YEAR	\$3,490,954	\$3,400,406	\$3,803,114
NET ASSETS, END OF YEAR	<u>\$3,400,406</u>	<u>\$3,803,114</u>	<u>\$3,894,337</u>

FUNCTIONAL EXPENSES		
Based on Expenses shown above.		
Instruction	\$514,625	\$526,347
Research	690,645	671,241
Public Service	88,973	86,827
Academic Support	172,910	174,345
Libraries	44,413	48,537
Student Services	126,268	124,437
Institutional Support	123,324	125,691
Auxiliary Enterprises	127,972	123,295
TOTAL FUNCTIONAL EXPENSES	<u>\$1,889,130</u>	<u>\$1,880,720</u>

Note: Actual and budgeted figures are for the total University and are reported in thousands.

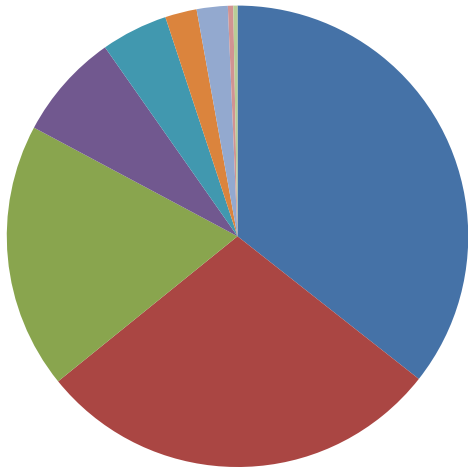
¹The FY13 audited financial statements reflect endowment contributions, investment income, and earnings in Other Activities, rather than in Operating Revenues. FY12 results were restated for comparative purposes.

²These nonoperating activities are not included in the budget due to the inherent difficulty of projecting investment decisions, market fluctuations, and changes in actuarial assumptions.

Source: Office of Budget and Financial Reporting, October 2013.

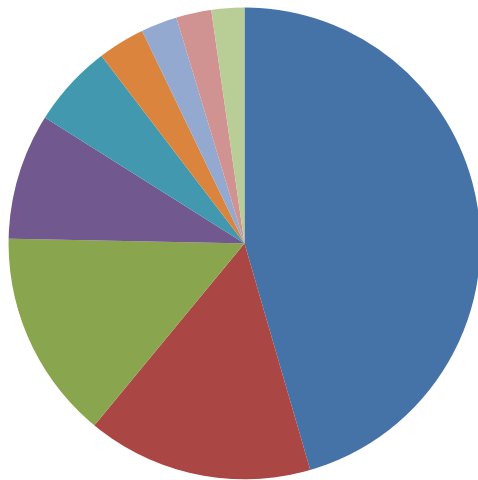
Distribution of the Budget Total University Fiscal Year 2014

Revenues



- Grants and Contracts: 35.6%
- Net Tuition and Fees: 28.6%
- Sales and Services, Rental Revenue, and Other: 18.6%
- Commonwealth Appropriation: 7.4%
- Endowment Distributions for Operations: 4.7%
- Commonwealth Construction Grants: 2.2%
- Contributions for Operations: 2.2%
- Investment Income- Operating Investments: 0.4%
- Grants and Contracts - ARRA: 0.3%

Expenses



- Salaries and Wages: 45.5%
- Business and Professional: 15.5%
- Fringe Benefits: 14.4%
- Depreciation: 8.6%
- Supplies: 5.7%
- Other: 3.2%
- Utilities: 2.5%
- Maintenance and Facilities: 2.4%
- Interest: 2.2%

Note: The revenue percentages are based upon budgeted Total Revenues of \$1.98 billion. The expense percentages are based upon budgeted Total Expenses of \$1.89 billion. The dollar amounts upon which these percentages are derived are displayed on the previous page.

Source: Office of Budget and Financial Reporting, October 2013.

**Undergraduate Full-Time Two-Term Tuition Rates
by Pennsylvania and Out-of-State Residency
Pittsburgh Campus Schools and Regional Campuses
Academic Year 2009-10 to 2013-14**

These rates and those that are applicable to other students are displayed in a comprehensive schedule at the following website: www.ir.pitt.edu/tuition/index.php. For specific programs, rates may vary from those displayed in this table.

	2009-10	2010-11	2011-12	2012-13	2013-14
Pittsburgh Campus Schools					
Dietrich School of Arts and Sciences, General Studies, Education, and Social Work					
Pennsylvania residents	\$13,344	\$14,076	\$15,272	\$15,730	\$16,240
Out-of-State residents	\$23,042	\$23,732	\$24,680	\$25,420	\$26,246
College of Business Administration					
Pennsylvania residents	\$14,904	\$15,722	\$17,058	\$17,568	\$18,138
Out-of-State residents	\$25,958	\$26,736	\$27,804	\$28,638	\$29,568
Swanson School of Engineering					
Pennsylvania residents	\$14,234	\$15,016	\$16,292	\$16,780	\$17,324
Out-of-State residents	\$25,178	\$25,932	\$26,968	\$27,776	\$28,678
Information Sciences					
Pennsylvania residents	\$14,370	\$15,160	\$16,448	\$16,940	\$17,490
Out-of-State residents	\$24,894	\$25,640	\$26,664	\$27,462	\$28,354
Dental Medicine					
Pennsylvania residents	\$13,344	\$13,676	\$14,838	\$15,282	\$15,778
Out-of-State residents	\$23,042	\$23,618	\$24,562	\$25,298	\$26,120
Nursing and Health and Rehabilitation Sciences					
Pennsylvania residents	\$16,798	\$17,720	\$19,226	\$19,802	\$20,444
Out-of-State residents	\$29,284	\$30,162	\$31,368	\$32,308	\$33,358
Regional Campuses					
Johnstown, Greensburg, and Bradford					
Pennsylvania residents	\$11,012	\$11,286	\$11,736	\$11,970	\$12,208
Out-of-State residents	\$20,572	\$21,086	\$21,928	\$22,366	\$22,812
Titusville					
Pennsylvania residents	\$9,700	\$9,942	\$10,338	\$10,544	\$10,544
Out-of-State residents	\$18,320	\$18,778	\$19,528	\$19,918	\$19,918

**Undergraduate Part-Time Per Credit Tuition Rates
by Pennsylvania and Out-of-State Residency
Pittsburgh Campus Schools and Regional Campuses
Academic Year 2009-10 to 2013-14**

These rates and those that are applicable to other students are displayed in a comprehensive schedule at the following website: www.ir.pitt.edu/tuition/index.php. For specific programs, rates may vary from those displayed in this table.

	2009-10	2010-11	2011-12	2012-13	2013-14
Pittsburgh Campus Schools					
Dietrich School of Arts and Sciences, General Studies, Education, and Social Work					
Pennsylvania residents	\$556	\$586	\$636	\$655	\$676
Out-of-State residents	\$960	\$988	\$1,028	\$1,059	\$1,093
College of Business Administration					
Pennsylvania residents	\$621	\$655	\$710	\$732	\$755
Out-of-State residents	\$1,081	\$1,114	\$1,158	\$1,193	\$1,232
Swanson School of Engineering					
Pennsylvania residents	\$593	\$625	\$678	\$699	\$721
Out-of-State residents	\$1,049	\$1,080	\$1,123	\$1,157	\$1,194
Information Sciences					
Pennsylvania residents	\$598	\$631	\$685	\$705	\$728
Out-of-State residents	\$1,037	\$1,068	\$1,111	\$1,144	\$1,181
Dental Medicine					
Pennsylvania residents	\$556	\$569	\$618	\$636	\$657
Out-of-State residents	\$960	\$984	\$1,023	\$1,054	\$1,088
Nursing and Health and Rehabilitation Sciences					
Pennsylvania residents	\$699	\$738	\$801	\$825	\$851
Out-of-State residents	\$1,220	\$1,256	\$1,307	\$1,346	\$1,389
Regional Campuses					
Johnstown, Greensburg, and Bradford					
Pennsylvania residents	\$458	\$470	\$489	\$498	\$508
Out-of-State residents	\$857	\$878	\$913	\$931	\$950
Titusville					
Pennsylvania residents	\$404	\$414	\$430	\$439	\$439
Out-of-State residents	\$763	\$782	\$813	\$829	\$829

Graduate and Doctorate - Professional Practice Full-Time Two-Term Tuition Rates by Pennsylvania and Out-of-State Residency Pittsburgh Campus Schools Academic Year 2009-10 to 2013-14

For specific programs, rates may vary from those displayed in this table. A comprehensive tuition rate schedule is available at the following website: www.ir.pitt.edu/tuition/index.php. Note that "Doctorate - Professional Practice" is alternatively referred to as "First Professional".

	2009-10	2010-11	2011-12	2012-13	2013-14
Pittsburgh Campus Schools - Graduate Programs					
Dietrich School of Arts and Sciences, Education, Public and International Affairs					
Pennsylvania residents	\$16,402	\$17,304	\$18,774	\$19,336	\$19,964
Out-of-State residents	\$28,694	\$29,554	\$30,736	\$31,658	\$32,686
Social Work					
Pennsylvania residents	\$16,402	\$17,304	\$18,774	\$19,336	\$19,964
Out-of-State residents	\$28,694	\$24,412	\$25,388	\$26,148	\$26,996
Katz Graduate School of Business					
Pennsylvania residents	\$21,808	\$23,006	\$24,960	\$25,708	\$26,542
Out-of-State residents	\$31,564	\$32,510	\$33,810	\$34,824	\$35,954
Swanson School of Engineering					
Pennsylvania residents	\$18,828	\$19,862	\$21,550	\$22,196	\$22,916
Out-of-State residents	\$32,946	\$33,934	\$35,290	\$36,348	\$37,528
Law					
Pennsylvania residents	\$24,368	\$25,708	\$27,892	\$28,728	\$29,660
Out-of-State residents	\$32,364	\$33,334	\$34,666	\$35,704	\$36,864
Information Sciences					
Pennsylvania residents	\$17,246	\$18,194	\$19,740	\$20,332	\$20,992
Out-of-State residents	\$30,176	\$31,080	\$32,322	\$33,290	\$34,370
Dental Medicine (clinical)					
Pennsylvania residents	\$37,726	\$38,668	\$41,954	\$43,212	\$44,616
Out-of-State residents	\$46,606	\$47,770	\$49,680	\$51,170	\$52,832
Nursing					
Pennsylvania residents	\$19,232	\$20,288	\$22,012	\$22,672	\$23,408
Out-of-State residents	\$23,702	\$24,412	\$25,388	\$26,148	\$26,996
Pharmacy					
Pennsylvania residents	\$19,232	\$20,288	\$22,012	\$22,672	\$23,408
Out-of-State residents	\$21,166	\$21,800	\$22,672	\$23,352	\$24,110
Public Health and Health and Rehabilitation Sciences					
Pennsylvania residents	\$19,232	\$20,288	\$22,012	\$22,672	\$23,408
Out-of-State residents	\$33,672	\$34,682	\$36,068	\$37,150	\$38,356
Medicine					
Pennsylvania residents	\$17,660	\$18,630	\$20,864	\$21,488	\$22,562
Out-of-State residents	\$30,208	\$31,114	\$32,980	\$33,968	\$35,666
Pittsburgh Campus Schools - Doctorate - Professional Practice					
Law (LLM)					
Pennsylvania residents	\$29,800	\$31,000	\$33,000	\$34,000	\$34,680
Out-of-State residents	\$29,800	\$31,000	\$33,000	\$34,000	\$34,680
Law (JD)					
Pennsylvania residents	\$24,368	\$25,708	\$27,892	\$28,728	\$29,660
Out-of-State residents	\$32,364	\$33,334	\$34,666	\$35,704	\$36,864
Dental Medicine (DMD)					
Pennsylvania residents	\$35,108	\$35,984	\$39,042	\$40,212	\$41,518
Out-of-State residents	\$42,412	\$43,472	\$45,210	\$46,566	\$48,078
Pharmacy (PharmD)¹					
Pennsylvania residents	\$20,404	\$21,526	\$23,354	\$24,054	\$27,798
Out-of-State residents	\$24,220	\$24,946	\$25,942	\$26,720	\$30,870
Medicine (MD)					
Pennsylvania residents	\$36,752	\$38,772	\$43,424	\$44,726	\$46,962
Out-of-State residents	\$40,772	\$41,994	\$44,512	\$45,846	\$48,138

¹Rates for 2013-14 are applicable to incoming class.

**Graduate Part-Time Per Credit Tuition Rates
by Pennsylvania and Out-of-State Residency
Pittsburgh Campus Schools
Academic Year 2009-10 to 2013-14**

For specific programs, rates may vary from those displayed in this table. A comprehensive tuition rate schedule is available at the following website: www.ir.pitt.edu/tuition/index.php. Doctorate - Professional Practice figures are not shown. Various rates apply, such as fractional full-time rates and per credit rates, for courses that are outside the curriculum. Note that "Doctorate - Professional Practice" is alternatively referred to as "First Professional".

	2009-10	2010-11	2011-12	2012-13	2013-14
Pittsburgh Campus Schools - Graduate					
Dietrich School of Arts and Sciences, Education, Public and International Affairs					
Pennsylvania residents	\$665	\$701	\$760	\$782	\$807
Out-of-State residents	\$1,175	\$1,210	\$1,258	\$1,295	\$1,337
Social Work					
Pennsylvania residents	\$665	\$701	\$760	\$782	\$807
Out-of-State residents	\$1,175	\$999	\$1,038	\$1,069	\$1,103
Katz Graduate School of Business					
Pennsylvania residents	\$940	\$991	\$1,075	\$1,107	\$1,145
Out-of-State residents	\$1,501	\$1,546	\$1,607	\$1,655	\$1,710
Swanson School of Engineering					
Pennsylvania residents	\$895	\$944	\$1,024	\$1,054	\$1,088
Out-of-State residents	\$1,561	\$1,607	\$1,671	\$1,721	\$1,776
Law					
Pennsylvania residents	\$922	\$972	\$1,054	\$1,085	\$1,120
Out-of-State residents	\$1,422	\$1,464	\$1,522	\$1,567	\$1,617
Information Sciences					
Pennsylvania residents	\$705	\$743	\$806	\$830	\$856
Out-of-State residents	\$1,244	\$1,281	\$1,332	\$1,371	\$1,415
Dental Medicine (clinical)					
Pennsylvania residents	\$1,560	\$1,599	\$1,734	\$1,786	\$1,844
Out-of-State residents	\$1,934	\$1,982	\$2,061	\$2,122	\$2,190
Nursing					
Pennsylvania residents	\$786	\$829	\$899	\$925	\$955
Out-of-State residents	\$970	\$999	\$1,038	\$1,069	\$1,103
Pharmacy					
Pennsylvania residents	\$786	\$829	\$899	\$925	\$955
Out-of-State residents	\$867	\$893	\$928	\$955	\$986
Public Health and Health and Rehabilitation Sciences					
Pennsylvania residents	\$786	\$829	\$899	\$925	\$955
Out-of-State residents	\$1,382	\$1,423	\$1,479	\$1,523	\$1,572
Medicine					
Pennsylvania residents	\$722	\$761	\$852	\$877	\$920
Out-of-State residents	\$1,240	\$1,277	\$1,353	\$1,393	\$1,462



Research Information

**Sponsored Research and Other Sponsored Programs Expenses
Expenses by School and Other Area or Program
Fiscal Year 2013**

School	Sponsored Research	Other Sponsored Programs	Total
Dietrich School of Arts and Sciences	\$46,871	\$11,890	\$58,761
Katz Graduate School of Business	729	1,130	1,859
Education	4,516	12,219	16,735
Swanson School of Engineering	25,720	2,348	28,068
Law	0	501	501
Public and International Affairs	347	323	670
Social Work	413	19,216	19,629
Information Sciences	960	794	1,754
Dental Medicine	8,293	350	8,643
Nursing	5,479	2,575	8,054
Pharmacy	6,822	1,838	8,660
Public Health	57,199	15,757	72,956
Medicine	300,033	53,960	353,993
Health and Rehabilitation Sciences	11,603	3,150	14,753
Johnstown	0	18	18
Greensburg	0	195	195
Bradford	104	278	382
University Center for International Studies	242	2,003	2,245
Other Area or Program			
College Work Study Program	0	1,945	1,945
Learning Research and Development Center	7,717	2,384	10,101
Office of the Provost	0	82	82
Office of the Senior Vice Chancellor, Health Sciences	44	2,796	2,840
Pell Grant Program	0	21,917	21,917
School of Medicine Division Administration	8,052	483	8,535
Supplemental Educational Opportunity Grant Program	0	1,311	1,311
Teacher Ed. Assistance for College and Higher Ed. Grants (TEACH Grants)	0	3	3
University Center for Social and Urban Research	1,134	803	1,937
University of Pittsburgh Cancer Institute	49,454	6,530	55,984
Western Psychiatric Institute and Clinic	64,833	12,455	77,288
Other	19	1,826	1,845
Total Expenses by School, Other Area or Program	\$600,584	\$181,080	\$781,664
Less Financial Statement Adjustments			-\$22,272
Total Expenses per the Financial Statements			<u><u>\$759,392</u></u>

Notes: Figures are for the total University and are reported in thousands.

Sponsored Research, as referenced in this table, comprises both the direct costs attributable to the "Research" expense category and the indirect costs attributed to other expense categories. The direct cost portion and institutionally-funded (i.e., non-sponsored) research expenses (the latter not shown in this table) comprise the amount shown for the expense category "Research" for FY 2013. These data appear in the *Fact Book* table, *Consolidated Statements of Revenues, Expenses, and Changes in Net Assets, Fiscal Year 2012 to 2014*.

Sponsored Research and Other Sponsored Programs Expenses Expenses by Sponsor Fiscal Year 2013

	Sponsored Research	Other Sponsored Programs	Total
Federal			
National Institutes of Health	\$398,009	\$41,519	\$439,528
Department of Education	5,298	28,714	34,012
National Science Foundation	21,308	2,560	23,868
Department of the Army	16,914	150	17,064
Health Resources and Services Administration	2,217	9,864	12,081
Centers for Disease Control	7,988	89	8,077
Department of Commerce	161	7,836	7,997
Department of Navy	7,404	43	7,447
Department of Veterans Affairs	2,517	2,984	5,501
Department of Energy	4,255	220	4,475
Department of the Air Force	3,948	0	3,948
Administration for Children and Families	0	3,810	3,810
Agency for Healthcare Research and Quality	2,503	1,143	3,646
Other	5,874	1,336	7,210
Pass-through Funding	76,994	34,375	111,369
Federal Total	555,390	134,643	690,033
Companies and Foundations	25,203	28,930	54,133
State and Local Governments	13,755	7,085	20,840
Other Agencies and Institutions	6,236	10,422	16,658
Total Expenses by Sponsor	600,584	181,080	781,664
Less Financial Statement Adjustments			-22,272
Total Expenses per the Financial Statements			<u><u>\$759,392</u></u>

Notes: Figures are for the total University and are reported in thousands.

Sponsored Research, as referenced in this table, comprises both the direct costs attributable to the "Research" expense category and the indirect costs attributed to other expense categories. The direct cost portion and institutionally-funded (i.e., non-sponsored) research expenses (the latter not shown in this table) comprise the amount shown for the expense category "Research" for FY 2013. These data appear in the *Fact Book* table, *Consolidated Statements of Revenues, Expenses, and Changes in Net Assets, Fiscal Year 2012 to 2014*.

Source: Office of Research and Cost Accounting, October 2013.



Library Collections and Services

Library Collections and Services

The University of Pittsburgh libraries and collections provide an abundant amount of information and services to the University's students, faculty, staff, administrators, and researchers. In fiscal year 2013, the University's 23 libraries and collections have surpassed 6.8 million volumes. In addition, they contain more than 5.5 million pieces of microforms, and more than 186,000 current serials, including both print and electronic.

Under the administration of the Hillman University Librarian and Director, the University Library System (ULS) includes the following libraries and collections: Hillman (main), African American, Allegheny Observatory, Archives Service Center, Buhl (social work), Center for American Music, Chemistry, East Asian, Engineering (Bevier Library), Frick Fine Arts, Government Documents, Katz Graduate School of Business, Langley (biological sciences and behavioral neuroscience), Music, and Special Collections. The ULS maintains a high-density storage area at the Library Resource Facility in the Point Breeze section of Pittsburgh. ULS libraries are also located at each of the University's four regional campuses.

The Hillman Library is the largest facility with seating for more than 2,000 users. It offers an open stack arrangement and an extensive range of library services. Hillman Library houses collections in the humanities and social sciences, and includes area studies, psychology, computer science, and maps. Of the collections listed above, the following are located in Hillman Library: Hillman, African American, Buhl, East Asian, Government Documents, and Special Collections.

In addition to the University Library System are the Barco Law Library and the Health Sciences Library System.

The Health Sciences Library System (HSLs) at the University of Pittsburgh comprises several libraries that support the educational, research, patient care, and service activities of the schools of the health sciences (Medicine, Dental Medicine, Pharmacy, Health and Rehabilitation Sciences, Nursing, and Public Health) as well as the hospitals of the University of Pittsburgh Medical Center. The HSLs includes Falk Library of the Health Sciences, the Libraries at UPMC Shadyside, and the Children's Hospital of Pittsburgh Libraries. The Computer and Media Center in Falk Library is the primary health sciences facility and service point for audiovisual and microcomputer resources. HSLs Online (www.hslls.pitt.edu) is the gateway to extensive electronic resources for clinical and research needs.

PITTCat+, the University of Pittsburgh's online library catalog, provides access to materials held in all University libraries, as well as to online journals, newspapers, and magazine articles, hundreds of thousands of licensed and freely available e-books, digital images and texts, and currently contains information for more than 9.5 million items. In addition, the ULS provides access to a comprehensive journal and magazine article discovery tool, as well as hundreds of additional general and subject specific databases supporting the research needs of Pitt. These and hundreds of other online resources are available via the Pitt Digital Library at www.library.pitt.edu

The University of Pittsburgh is a member of the Association of Research Libraries. Through membership in several library consortia including PALCI, ARL and NERL cooperative borrowing arrangements have been developed with other institutions.

Library Locations (buildings and addresses)

University Library System

Hillman Library *Schenley Drive at Forbes Avenue*
Allegheny Observatory
..... *Allegheny Observatory, 159 Riverview Avenue*
Archives Service Center *7500 Thomas Boulevard*
Bevier Engineering Library *G-33 Benedum Hall*
Center for American Music
..... *4301 Forbes Ave. (Stephen Foster Memorial)*
Chemistry Library *130 Chevron Science Center*
Frick Fine Arts Library *Frick Fine Arts Building*
Katz Graduate School of Business Library .. *130 Mervis Hall*
Langley Library *A-217 Langley Hall*
Library Resource Facility *7500 Thomas Boulevard*
Music Library *B-30 Music Building*

Regional Campuses:

Hanley Library *Bradford Campus*
Haskell Memorial Library *Titusville Campus*
Millstein Library *Greensburg Campus*
Owen Library *Johnstown Campus*

Barco Law Library *400 Barco Law Building*

Health Sciences Library System

Children's Hospital Libraries *4401 Penn Avenue*
Falk Library *Second Floor, Scaife Hall*
UPMC Shadyside Libraries *5230 Centre Avenue*

Source: University Library System, December 2013.

Library Services
University Library System, Law Library, Health Sciences Library System, and University Total
Fiscal Year 2012 and 2013

	2012	2013
University Library System¹		
Initial Circulation Transactions	232,696	201,700
Reference Transactions	52,507	41,651
Library Instruction Sessions	670	631
Health Sciences Library System²		
Initial Circulation Transactions	11,042	16,997
Reference Transactions	26,248	17,496
Library Instruction Sessions	366	230
Law Library		
Initial Circulation Transactions	2,571	2,359
Reference Transactions	1,940	1,851
Library Instruction Sessions	101	87
University Total		
Initial Circulation Transactions	246,309	221,056
Reference Transactions	80,695	60,998
Library Instruction Sessions	1,137	948
All Libraries - Digital Services		
Number of Searches in Networked Electronic Resources	17,673,839	16,660,942
Number of Collections in Digital Library	173	199
Number of Items in Digital Library	1,537,789	1,656,367

¹The University Library System includes the Allegheny Observatory Library, Archives Service Center, African American Collection, Buhl Social Work Collection, Center for American Music, Chemistry Library, Computer Science Collection, Special Collections, Bevier Engineering Library, East Asian Collection, Frick Fine Arts Library, Hillman Library, Katz Graduate School of Business Library, Langley Library, Music Library, and the regional campuses of Bradford, Greensburg, Johnstown, and Titusville.

²The Health Sciences Library System includes the Falk Library of the Health Sciences, the UPMC Shadyside Libraries, and the Children's Hospital Library.

Source: University Library System, December 2013.

Library Collection Information
University Library System, Law Library, Health Sciences Library System,
and University Total
Fiscal Year 2012 and 2013

	Number of Volumes	
	2012	2013
University Library System¹		
Monograph Volumes	6,096,705	6,297,864
Current Serials Received	270,747	176,268
Microform Units	4,141,509	4,158,384
Manuscript and Archives (linear feet)	34,071	34,594
Health Sciences Library System²		
Monograph Volumes	338,365	312,100
Current Serials Received	4,370	5,226
Microform Units	0	0
Law Library		
Monograph Volumes	227,501	221,575
Current Serials Received	4,155	4,518
Microform Units	1,391,505	1,425,468
University Total		
Monograph Volumes	6,662,571	6,831,539
Current Serials Received	279,272	186,012
Microform Units	5,533,014	5,583,852
Manuscript and Archives (linear feet)	34,071	34,594
Electronic Materials shared jointly by all libraries		
Number of electronic full-text journals	198,673	88,542
Number of electronic books	988,230	1,133,267

¹The University Library System includes the Allegheny Observatory Library, Archives Service Center, African American Collection, Buhl Social Work Collection, Center for American Music, Chemistry Library, Computer Science Collection, Special Collections, Bevier Engineering Library, East Asian Collection, Frick Fine Arts Library, Hillman Library, Katz Graduate School of Business Library, Langley Library, Music Library, and the libraries located at the regional campuses of Bradford, Greensburg, Johnstown, and Titusville.

²The Health Sciences Library System includes the Falk Library of the Health Sciences, the UPMC Shadyside Libraries, and the Children's Hospital Library.

Source: University Library System, December 2013.

Computing Services and Systems Development



Computing Services and Systems Development

A public research university as large as the University of Pittsburgh requires a dynamic technology environment that responds to the changing needs of teaching, learning, research, and business. The mission of Computing Services and Systems Development is to provide the information technology services and infrastructure to support those changing needs, and to enhance the lives of students, faculty, and staff through reliable, innovative, and effective use of technology.

Network Access and Monitoring

More than 64,000 students, faculty, and staff across the University's five campuses utilize the technology services provided by Computing Services and Systems Development. To deliver these services, Computing Services and Systems Development maintains a high-speed, high-availability network with redundant connections to the Internet. Known as PittNet, the University's data network operates over a 10 Gigabit backbone that joins thousands of local Ethernets into a large, geographically distributed network and connects tens of thousands of computers at all five campuses to the Internet. More than 250,000 computers, printers, servers, and other devices are connected to the University's network.

PittNet extends into campus buildings with reliable 10 Gigabit connections and service points to University offices and workspaces at 1000 Mbps. The undergraduate residence halls are fully wired, with one Ethernet port per student. Wireless service is available in the classrooms and study areas of all five campuses. In August 2013, Computing Services and Systems Development expanded wireless service to every University residence hall room on the Pittsburgh campus through the addition of 1,130 new wireless access points. Each month, an average of 31,000 people access Wireless PittNet on the Pittsburgh campus alone. Guest Wireless service is also available to provide short-term Internet access to visitors on official University business.

In addition, the University's participation in eduroam (short for education roaming) enables students, faculty, and staff to use their University email address and password to obtain wireless Internet access at more than 2,000 participating institutions around the world. Visitors from participating institutions can also use their institution's login credentials to access eduroam while visiting Pitt.

The key to monitoring and managing such a large and complex technology environment is the University's Network Operations Center (NOC), which monitors more than 6,400 devices 24 hours a day, seven days a week to ensure the availability, reliability, and security of critical University services and applications. Within six months of opening the NOC in 2004, problems reported by students, faculty, and staff decreased by 64%.

The NOC also hosts the server infrastructure for 40 different University departments and provides secure, centralized Web hosting for all official University Web sites. In addition, the NOC accommodates the rapid growth of the Center for Simulation and Modeling's high-performance computing cluster, which has grown from 1,536 CPU cores in 2011 to 8,192 CPU cores in 2013.

Communication and Collaboration

Communication and collaboration are critical elements of teaching and learning at Pitt, and Computing Services and Systems Development provides a broad array of technology services that support these needs.

Enterprise IMAP email is available to all members of the University community, and faculty and staff also have access to email and calendaring services through Enterprise Exchange. Students, faculty, and staff can conveniently access their email with an email client, a Web browser, or their mobile device. In 2012, more than 478 million email messages were sent and received using University email systems.

All students, faculty, and staff have access to 50 GB of secure cloud storage through Box (pitt.box.com). Box also provides numerous collaboration features. Users can invite others to collaborate on group projects, share files with a simple Web link, add comments alongside documents, and assign tasks with due dates. Box can be used with almost any smartphone or tablet. Box archives all the revisions made to a file and enables users to sync files to their desktop. As of October 2013, a total of 13,689 students, faculty, and staff were utilizing Box.

Microsoft Lync is a unified communication tool that enables students, faculty, and staff to conduct video conferences, share their desktop, send instant messages, work on online white boards, and more. Lync can be used to instantly start a one-to-one video conference with audio, or it can be used to schedule in advance a full Web conference with up to 250 participants. Lync integrates with mobile devices and can be used to collaborate with individuals outside the University.

The University's Emergency Notification Service (ENS) is used to communicate through voice and text messages as deemed appropriate in the event of a campus emergency. Students, faculty, and staff must subscribe via My Pitt (my.pitt.edu) to receive alerts.

Computing Services and Systems Development

The technology behind ENS also supports the Pitt Text Message Update service. University departments may use this service to share short, 140-character text updates with students, faculty, and staff. Anyone can subscribe to receive text updates through their Profile page at My Pitt (my.pitt.edu).

Faculty and staff at all campuses can subscribe to Read Green to have many University paper-based mailings delivered electronically to their University email address. The service ensures timely delivery of important information while helping to conserve paper and other University resources.

All of the services listed above can be accessed through the University's online Web portal, My Pitt (my.pitt.edu). My Pitt is a one-stop source for a broad range of key University resources. My Pitt makes it possible to register for classes, view grades, pay tuition bills, forward University email, manage retirement benefits, download software, and more, from one convenient location. My Pitt automatically displays unique, custom home pages for students, faculty, staff, and applicants. Timely news and announcements are displayed on the main page alongside one-click links to the most frequently used University services. A customized Freshman Experience section provides new students with academic planning resources, a month-by-month checklist, and answers to frequently asked questions. There were more than 27 million logins to My Pitt in 2012.

As online communication and collaboration tools continue to evolve, telephone and voice services continue to remain an important communication channel for University students, faculty, and staff. In addition to providing telecommunications support to more than 22,240 telephones, Computing Services and Systems Development provides an array of sophisticated voice services. Faculty and staff can have voice mail messages delivered to their University email inboxes by requesting the Voice Mail to Email service. SendToMobile seamlessly extends calls from a University-provided telephone to a faculty or staff member's mobile phone. The Telephone Conferencing Service enables University units to hold secure, on-demand conference calls at any time of the day or night. Automated Call Distribution and professional consulting on wireless telephone service are also available to the University community.

Academic Resources

Computing Services and Systems Development's technology services are tightly woven into the fabric of academic life at the University of Pittsburgh.

Six campus computing labs at the Pittsburgh campus provide students with more than 550 computers running Windows, Mac, and Linux operating systems. Lab computers are equipped with more than 120 of the latest software applications and tools. Faculty can reserve separate classrooms in three of the labs for coursework that requires access to computers. The Alumni Hall computing lab was remodeled in fall 2013 and features three collaborative team rooms where students can work together on presentations using a large, centrally located monitor and sketch ideas on whiteboards that line the walls of each room. Scanners are also available to be signed out and used in each lab. In 2012, the computing labs on the Pittsburgh campus received more than 1.5 million visits.

The proliferation of mobile devices on campus is changing the way students work and study between classes. In response, Computing Services and Systems Development added mobile computing counters to four computing labs and created a new standalone mobile computing lab in G-25 Cathedral of Learning in fall 2013. These counters enable students to work from their own laptops or tablets in a quiet space with specialized wall outlets customized for USB-powered devices. Mobile device charging stations are available in ten high-traffic areas around campus to enable students to charge their smartphones and tablets on the go.

Convenient access to printing is important to students. Self-service print stations are located in all campus computing labs and more than 20 additional locations on campus, including many residence halls and some academic buildings. Students can send a print job from any location on or off campus to one of these printers, and then swipe their ID card at the station to print it. Quick Print stations, which feature faster login times and 15-minute time limits, were added to all campus computing labs in fall 2013 in response to student feedback.

More than 50 computer kiosks are located in high-traffic areas on campus, providing students with convenient locations to check email, work on assignments, browse the Web, or send print jobs. USB ports and headphone jacks were added to all kiosks in fall 2013.

Students have access to more than 100 software programs—from essential productivity software to specialized programs for chemistry, math, engineering, and other disciplines—at little or no cost. Students can receive software upgrades while enrolled at the University and may retain most software titles when they graduate. Many software titles can be downloaded online through the Software Download Service at My Pitt (my.pitt.edu). Students can also pick up software at campus computing labs, the Software Distribution Services office in 204 Bellefield Hall, or the Technology Services desk at the University Store on Fifth. Faculty and staff also have access to software packages that are available at no cost or reduced costs. In addition, all faculty can download more than 100 academic courseware titles via the Software Download Service at My Pitt (my.pitt.edu). More than 180,000 software packages were distributed to students, faculty, and staff in 2012.

Computing Services and Systems Development

Computing Services and Systems Development provides online technology training to help students, faculty, and staff get the most out of the software they use. Unlimited access to thousands of training videos on topics such as Excel, PowerPoint, Photoshop, digital photography, web design, animation, blogging, video editing, and more is available at lynda.pitt.edu. Students, faculty, and staff can create and share playlists, view videos on their mobile devices, and earn certificates of completion upon finishing a course.

Learning does not stop once a student leaves the classroom. Laptops, smartphones, and mobile devices make it possible to access a wealth of online educational content from any location. CourseWeb, the University's web-based course management system, augments the classroom experience with digital media such as presentations, podcasts, and handouts. The University of Pittsburgh's iTunes U site delivers video, audio, and other educational content to students, faculty, and staff. Both CourseWeb and iTunes U are available through My Pitt (my.pitt.edu).

Help and Support

The Technology Help Desk is available 24 hours a day, seven days a week to answer technology-related questions and resolve problems. Students, faculty, and staff can call the Help Desk at 412-624-HELP [4357], send an email to helpdesk@pitt.edu, and submit an online request or start a live chat at technology.pitt.edu. The Help Desk received more than 135,000 calls, emails, and Web requests in 2012.

Two walk-in support locations were established in fall 2013 at the University Store on Fifth and Litchfield Towers lobby. Consultants can help students, faculty, and staff connect to Wireless PittNet, configure smartphones or tablets to receive Pitt email, or change passwords. Consultants can also help students remove viruses, connect to self-service printers, install or repair software, and fix or even rebuild operating systems. If repairs on a computer require more time than an in-person appointment allows, a student may drop off his or her computer at the University Store on Fifth and pick it up once repairs have been completed. Students may obtain a wide variety of software at little or no cost at the University Store on Fifth location and may pick up Microsoft software at no cost at Litchfield Towers. Faculty and staff may also purchase software at the University Store on Fifth location.

A broad array of IT support options are available to University departments on the Pittsburgh campus through Computing Services and Systems Development's dedicated on-site consulting and device management services. IT support can be customized to fit each school or department's specific needs. Core Consultants are also available to provide on-site support to individual faculty members who currently do not have IT support in their units.

Computing Services and Systems Development provides a variety of technology workshops through Human Resources' Faculty and Staff Development Program. In addition, weekly staff orientation sessions provide an overview of technology services for new University employees, and a range of student orientation sessions are provided for incoming students each summer.

The Expert Partners program is a key channel for Computing Services and Systems Development to communicate and interact with information technology professionals working in departments and business units throughout the University. It assists departmental technical staff in delivering high-quality support within their own department, coordinated with the overall direction of services provided by Computing Services and Systems Development.

Security

Protecting University information and computing resources against evolving security threats is a constant challenge. The University's centralized security controls offer a strong first line of defense.

Enterprise network firewalls provide the highest level of protection from Internet-based attacks. They control network access to services on protected University computers and help monitor network activity that may be of a malicious nature. More than 46,000 network ports on the Pittsburgh campus are protected by firewalls.

The University's centralized approach for Web hosting ensures high availability and security of all official University Web sites. Each new Web site undergoes a comprehensive security vulnerability scan before it is made available. Web hosting is located in Computing Services and Systems Development's Network Operations Center, which monitors the service 24 hours a day and hosts more than 900 Web sites.

The Spam and Virus Filtering service protects students, faculty, and staff against unwanted and potentially harmful email messages. The service blocked 262 million spam messages and quarantined 6.7 million viruses in 2012.

Enterprise Active Directory, available to all University units and departments, can be used to authenticate and authorize users who connect to the University of Pittsburgh's network with their University Computing Account username and password. It establishes a user's identity and controls what they can see after logging in.

Computing Services and Systems Development

In addition to providing centralized security controls, Computing Services and Systems Development also makes a wealth of security resources available to students, faculty, and staff so that every individual can contribute to the overall security of the University's computing environment. Students, faculty, and staff can receive critical updates for Microsoft Windows and Microsoft Office automatically through the Pitt Software Update Service. Symantec Endpoint Protection, which protects against viruses and other harmful software, can be downloaded at no cost at My Pitt (my.pitt.edu). Computrace LoJack (available to students) and ComputracePlus (available to faculty and staff) are available at no cost and can help trace a laptop in the event that it is lost or stolen. The Secure Your Data community at My Pitt (my.pitt.edu) provides faculty, staff, and departmental Information Technology staff with tools to find and eliminate sensitive data from computers, encrypt hard drives and individual files, protect against viruses, run security scans, and more. The Secure Remote Access service (sremote.pitt.edu), which encrypts traffic between an individual computer and the University's network, can be used to securely access restricted University resources while off campus.

Research Computing

Access to specialized, high-speed research networks permit faculty at the University of Pittsburgh to collaborate with colleagues and work on advanced projects. Researchers at the University have access to the Internet2 network, National LambdaRail, and the Energy Sciences Network.

The University of Pittsburgh is also a charter member of KINBER, the Keystone Initiative for Network-Based Education and Research, and is actively engaged in the establishment of the Pennsylvania Research and Education Network (PennREN).

Computing Services and Systems Development has designed a special research firewall zone to meet the advanced collaboration requirements of the University's research community. Its purpose is to support collaboration with external parties while protecting the University's computing environment.

Computing Services and Systems Development's Network Operations Center hosts the Center for Simulation and Modeling's high-performance computing cluster, which helps to facilitate computational-based research across the University.

The University's membership in the InCommon Federation enables anyone at Pitt to use their University Computing Account username and password to access resources from the National Institutes of Health, EDUCAUSE, and other national organizations.

Business Intelligence

Computing Services and Systems Development is responsible for the University Data Warehouse and the Business Intelligence processes at the University of Pittsburgh. The University Data Warehouse serves as the authoritative data source for University reporting and combines data from various University systems into one reliable, easy-to-use service. Business Intelligence describes technologies and processes that transform raw data into meaningful information that can be used to analyze and predict an organization's performance.

Faculty and staff can access the Data Warehouse to view or run a set of standardized, validated University reports or query the Warehouse to answer specific questions, such as: "How many degrees were awarded to students in our school during the past five years?", "How much and what type of financial aid was awarded to our students in a given period?", and "How do my school's student enrollment numbers this fall compare to the numbers for last fall?"

Access to information contained in the Data Warehouse is governed by a strict security model to ensure individuals have access only to the data they need to perform their job responsibilities.

More Information

Visit technology.pitt.edu for a comprehensive guide to the technology services available to students, faculty, and staff. Computing Services and Systems Development is also on Facebook (facebook.com/pittcssd) and Twitter (@pittcssd).



Institutional Advancement

Institutional Advancement

The mission of the Office of Institutional Advancement is to build relationships, inspire philanthropy, and steward those who invest in the University of Pittsburgh.

At the close of the fiscal year, the University's capital campaign, "Building Our Future Together," had raised \$2.135 billion in gifts and pledges. A major focus of the campaign has been to increase the number of University endowed funds, which provide perpetual support for the University. At the end of fiscal year 2013, the University had 2,520 endowed funds, a 183% increase from the number of funds at the beginning of the campaign. To date, more than 189,000 donors have contributed to the campaign. Of these donors, 293 have given \$1 million or more to the University.

In fiscal year 2013, the campaign raised over \$100 million in pledges and new commitments for the tenth consecutive year. And the campaign achieved over \$100 million in cash received for the ninth consecutive year.

Institutional Advancement's staff members promote and mobilize volunteer activities in support of fundraising. They coordinate alumni advocacy efforts, and perform other functions in support of the University's mission. One important fundraising program is the Annual Fund, which provides potential donors with opportunities to support the University at every dollar level. From small donations which help to fund day-to-day operations to large gifts which endow entire programs, the generous support of devoted Pitt alumni, friends, parents, faculty, and staff is critical to Pitt's mission. In fiscal year 2013, 43,093 donors made gifts to the University's Annual Fund.

Institutional Advancement's Planned Giving Department assists the University's alumni and friends in arranging charitable gifts that are executed over an extended period of time or at some point in the future. These contributions, which may provide powerful tax benefits and sources of income to donors, can be made through gifts of life insurance, life income gifts, or a number of other donor-friendly options.

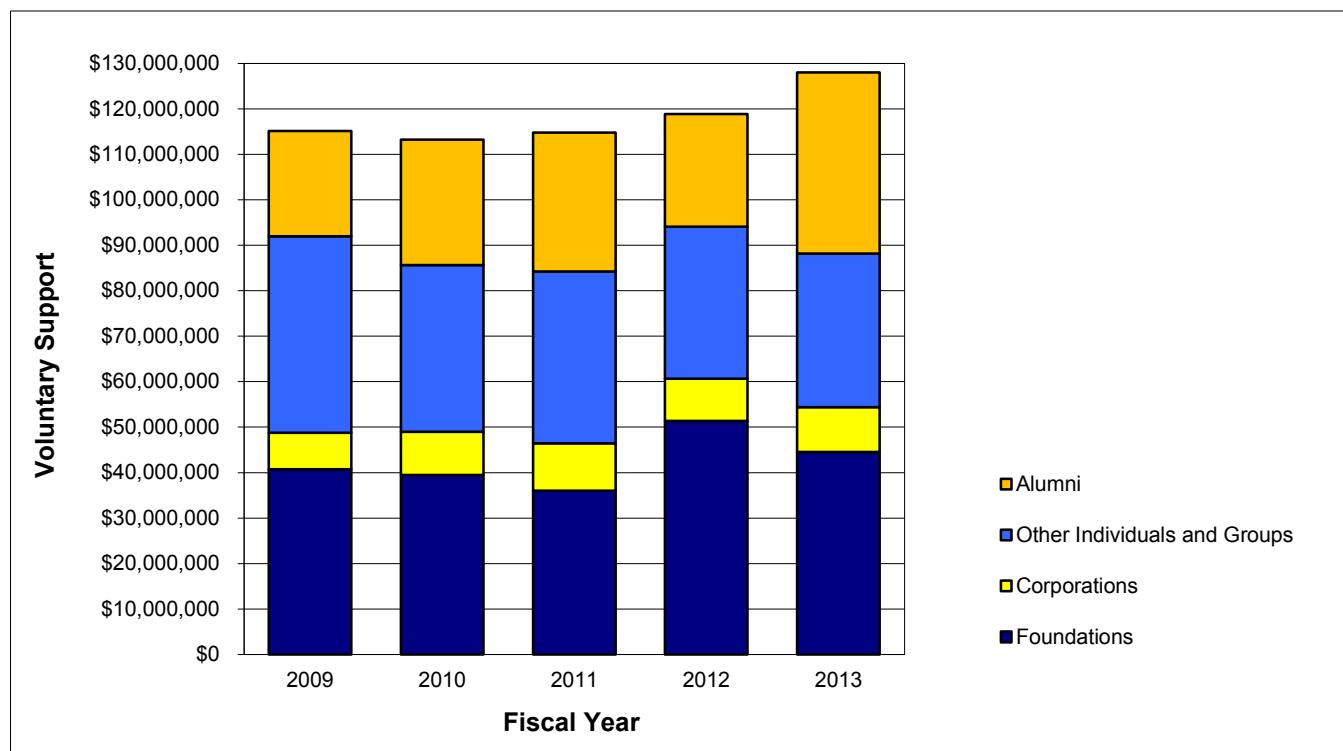
Corporate and Foundation Relations staff members act as liaisons between individuals at the University – faculty or various other departmental personnel – and representatives of local, national, and international corporations and foundations. The purpose of this effort is to connect University funding needs with the philanthropic interests of donor organizations. In addition, the University participates in a corporate matching gift program through which numerous corporations match eligible gifts made to the University by their employees.

The University's alumni total more than 306,000 and reside in all 50 states, the District of Columbia, four U.S. territories, and 160 foreign countries. The Office of Alumni Relations and the University of Pittsburgh Alumni Association together promote mutually productive relationships between the University and its alumni. Alumni Relations staff members foster the continued connection of alumni with Pitt after graduation, as alumni link the University's past with its future. Additionally, Alumni Relations staff members direct the Student Alumni Association and the Blue and Gold Society, an organization of outstanding student leaders who represent the University at alumni and community events. The Alumni Association charts a growing number of Pitt alumni clubs, works to influence government offices to fund and nurture higher education, and assists the University in its efforts to attract and support high-caliber students.

Institutional Advancement also administers activities held in the Heinz Memorial Chapel, a Gothic building famous for its magnificent stained glass windows. The Chapel is a focal point of campus life for students, faculty, staff, and alumni. It provides a place for worship services, concerts, lectures, memorial services, weddings, and individual reflection and meditation. Additional Institutional Advancement information is available on the pages which follow.

Source: Institutional Advancement, October 2013.

Voluntary Support by Source of Giving Fiscal Year 2009 to 2013



Fiscal Year	Alumni	Other Individuals and Groups	Corporations	Foundations	Voluntary Support All Sources
2009 ¹	\$23,149,374	\$43,165,904	\$8,083,383	\$40,714,546	\$115,113,207
2010 ²	27,570,630	36,630,185	9,540,956	39,461,066	113,202,837
2011	30,541,059	37,750,730	10,414,786	36,053,547	114,760,122
2012	24,798,899	33,418,750	9,270,886	51,382,080	118,870,615
2013	39,858,294	33,743,560	9,851,223	44,573,310	128,026,387

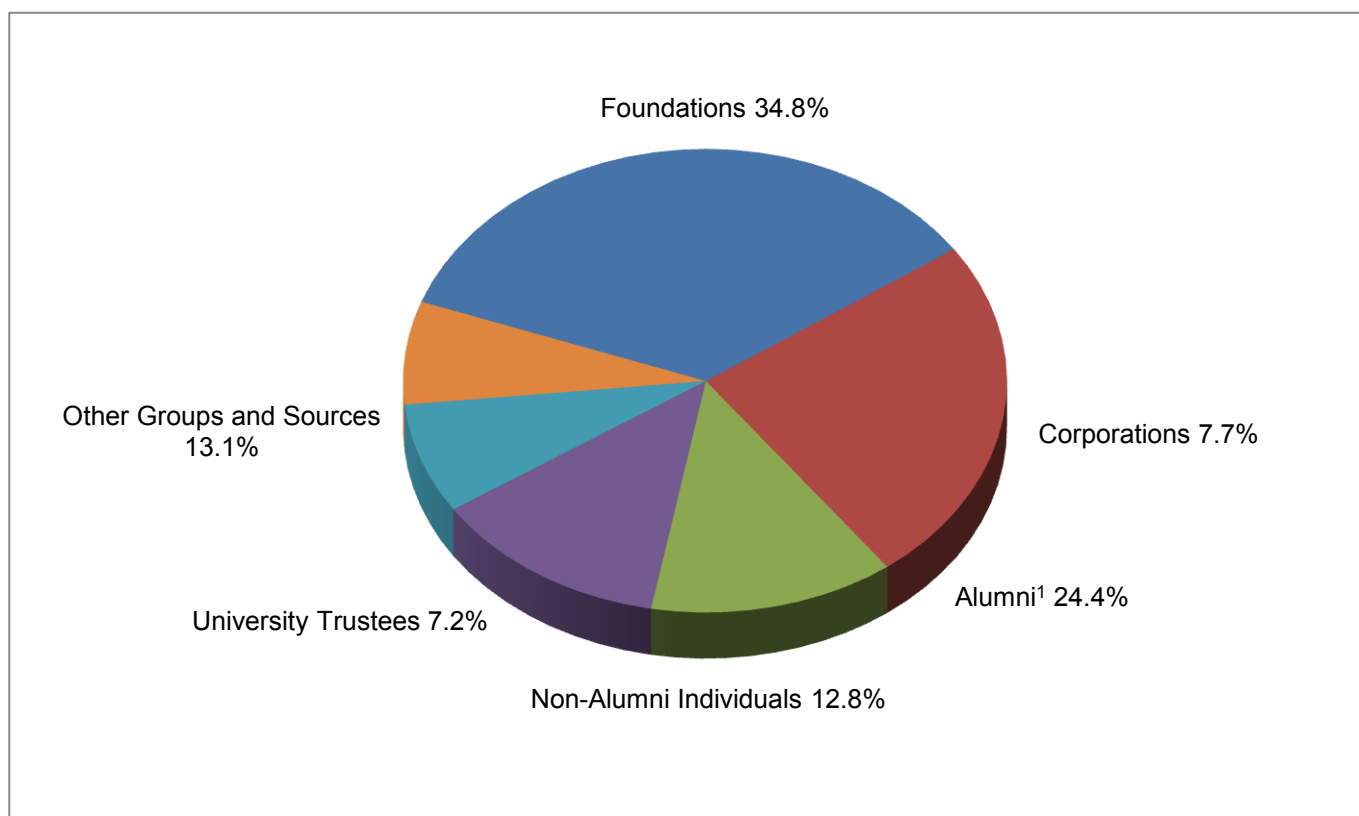
¹ *Voluntary Support, All Sources* had initially been reported as \$109,847,314. These FY 2009 figures have been restated to include Gifts Held by Others and other corrections.

² *Voluntary Support, All Sources* had initially been reported as \$109,568,495. These FY 2010 figures have been restated to include Gifts Held by Others and other corrections.

Note: Voluntary Support figures shown in this table are point-in-time, and as such, serve only as a reference point. Other presentations of these data may take into account changes in donor specifications and various other developments.

Source: Institutional Advancement, October 2013.

Voluntary Support by Support Category Fiscal Year 2013



Support Category	Voluntary Support
Foundations	\$44,573,310
Alumni ¹	31,234,386
Other Groups and Sources	16,816,005
Non-Alumni Individuals	16,364,222
Corporations	9,851,223
University Trustees	9,187,241
Support Category Total	<u><u>\$128,026,387</u></u>

¹University of Pittsburgh alumni who serve as members of the University Board of Trustees are included under the support category designated as *University Trustees*.

Note: Voluntary Support figures shown in this table are point-in-time, and as such, serve only as a reference point. Other presentations of these data may take into account changes in donor specifications and various other developments.

Source: Institutional Advancement, October 2013.

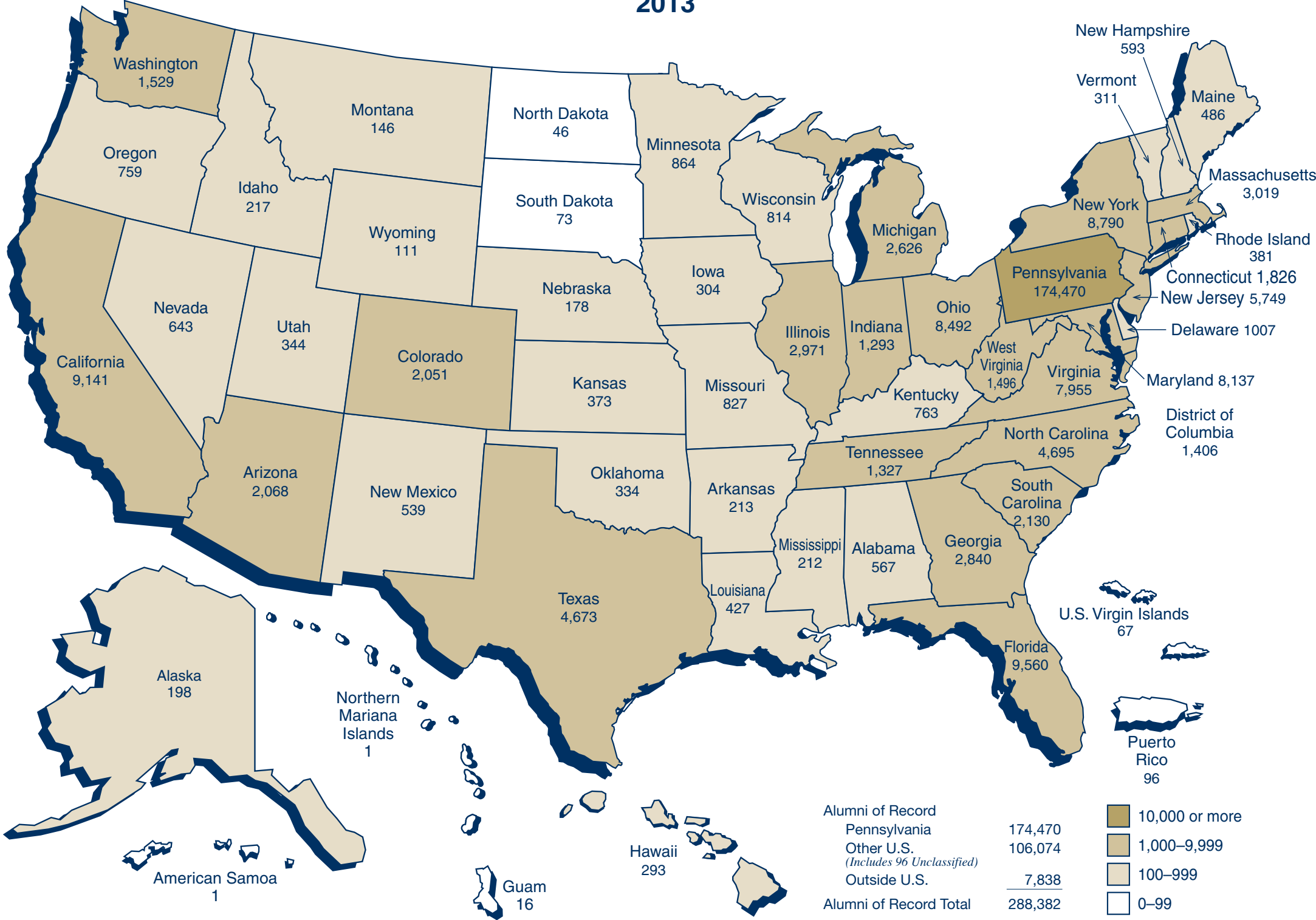
Alumnus Residing in Pennsylvania by County 2013

County	Alumnus Residing
Allegheny	83,574
Westmoreland	16,491
Greene	283
Fayette	1,982
Somerset	2,412
Bedford	543
Fulton	52
Franklin	471
Adams	293
York	1,678
Lancaster	1,979
Chester	2,667
Delaware	1,966
Philadelph	2,792
Bucks	2,485
Montgomery	4,032
Berks	1,265
Lehigh	1,246
Northampton	1,063
Schuylkill	252
Northumberland	206
Juniata	29
Perry	99
Cumberland	1,999
Huntingdon	153
Blair	1,227
Cambria	5,973
Indiana	1,243
Armstrong	1,054
Butler	6,023
Lawrence	1,191
Beaver	3,755
Washington	6,453
Clarion	360
Venango	737
Forest	68
Jefferson	342
Clearfield	525
Centre	764
Mifflin	115
Clinton	72
Union	186
Snyder	77
Lycoming	462
Sullivan	16
Montour	124
Columbia	141
Luzerne	849
Carbon	89
Monroe	298
Pike	104
Lackawanna	694
Wyoming	56
Wayne	88
Susquehanna	60
Bradford	157
Tioga	128
Potter	242
Cameron	103
Elk	775
McKean	2,044
Warren	754
Erie	2,463
Crawford	1,121
Mercer	1,323
Titusville	-
Bradford	-
Greensburg	-
Johnstown	-
Pittsburgh	-

Note: Alumni data reflected in the above Pennsylvania county map are the University of Pittsburgh's alumni of record. Total living alumni include these alumni of record, as well as those alumni who are without a current address.

95

Alumni Residing in the United States by State or Territory
2013



Note: Alumni data reflected in the above map are the University of Pittsburgh's alumni of record. Total living alumni include these alumni of record, as well as those alumni who are without a current address.

Source: Office of Institutional Advancement, October 2013.